QUALITY FOR AFRICA



PAN-AFRICAN QUALITY INFRASTRUCTURE

TBT/QI Stocktaking Document
– 2026 EDITION –

The PAQI initiative is supported by



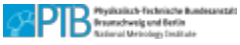

ACKNOWLEDGEMENTS



On behalf of the Pan-African Quality Infrastructure (PAQI) Joint Committee, I wish to express my sincere appreciation to all individuals and institutions whose commitment and collaboration made the 2026 PAQI TBT/QI Stocktaking Report possible.

I extend my gratitude to the African Union Member States for their valuable contributions and active participation in the stocktaking process. I also acknowledge the dedicated efforts of the PAQI pillar institutions — ARSO, AFRIMETS, AFRAC and AFSEC — for their technical leadership and expertise throughout the preparation of this report.

I am particularly indebted to the African Union Commission (AUC), and most notably the Department of Economic Development, Trade, Tourism, Industry and Minerals (ETTIM). Their vision and leadership have been pivotal in embedding Quality Infrastructure as a driver of Africa's industrialization, trade facilitation, and competitiveness. The success of this stocktaking exercise reflects their central role in positioning QI as a cornerstone of Africa's integration agenda.

I further recognize the AfCFTA Secretariat, the Regional Economic Communities, and our development partners for their continued support in strengthening Quality Infrastructure and facilitating the implementation of the WTO TBT Agreement and the AfCFTA TBT Annex across Africa.

I commend the PAQI Secretariat, the Stocktaking Working Group, consultants, and all contributors for their professionalism, diligence, and commitment in compiling and validating the information presented in this report.

I wish to place on record my special appreciation to PTB and the Government of Germany, whose unwavering support has been instrumental in advancing Quality Infrastructure activities across Africa. Their sustained partnership has been critical in strengthening PAQI as an institution and in enabling the successful preparation of this report.

The findings and recommendations of this stocktaking exercise will serve as a strategic roadmap for Africa's Quality Infrastructure. By identifying strengths, gaps, and opportunities, the report will guide policymakers and institutions in harmonizing standards, strengthening conformity assessment, enhancing metrology capacity, and promoting regional cooperation. In doing so, it will foster quality, competitiveness, and sustainable intra-African trade under the AfCFTA framework.

Dr. Henry Kibet Rotich
Chairperson Pan-African Quality Infrastructure (PAQI)

This document is available at www.paqi.org

PAQI
PAN-AFRICAN QUALITY INFRASTRUCTURE

PREFACE



Quality Infrastructure (QI) is widely recognized as a key enabler of economic development, industrialization, international trade, innovation and sustainable growth. Assessing quality infrastructure capacity development and its real impact at national and regional levels is therefore very important.

The Pan African Quality Infrastructure (PAQI) Joint Committee was formed in 2013 based on the Abuja Treaty Chapter XI, Article 67 which lays out a common Policy on Standardization and Measurement Systems for Africa. The PAQI Joint Committee is the technical cooperation arrangement between Pan African institutions dealing with standardization, metrology, accreditation and quality assurance on the continent. They comprise the African Accreditation Cooperation (AFRAC), Intra-Africa Metrology System (AFRIMETS), African Electrotechnical Standardization Commission (AFSEC) and African Organisation for Standardisation (ARSO).

At the Conference of African Ministers of Industry (CAMI) meeting held on 10-14 June 2013, Ministers directed the PAQI institutions to provide regular reports to the AUC on continental quality infrastructure activities. In response to this directive, the PAQI Joint Committee presents a bi-annual QI report to the Ministers responsible for Industry & Trade through the African Union Ministers Specialised Technical Committee (STC) whose mandate covers Industrialization and Trade whenever they meet. In addition, with support from development partners PTB-Germany, the PAQI Joint Committee also instituted production of the Technical Barriers to Trade (TBT) Stocktaking Report which is published every three years with the first edition having been published in 2014.

This 2026 edition of the PAQI TBT Stocktaking Report is the fifth one to be published and has been produced using exactly the same indicators that were used in 2014 and in all interim years. This helps in objectively tracking progress (or regression) in QI development across Africa.

Comparing the 2014 baseline figures and 2026 for the PAQI index reveals significant changes. While in 2014 only four (4) countries (Egypt, Kenya, South Africa and Tunisia) had a quality infrastructure that largely fully met international standards, by 2026, twenty-two (22) countries were able to offer quality assurance services for the key sectors in accordance with recognized international standards. This shows that more financial and human resources have been and are being allocated over the past twelve (12) years. It, however, also demonstrates that these investments take some time to produce results. The latter is partly inherent in the nature of quality infrastructure, as creating standards, demonstrating competencies, and developing of new or improved measurement methods simply takes time.

Compared with 2014, forty-five (45) countries have shown a positive trend in the development of their QI. Eight (8) countries have effectively stagnated and only two (2) have shown a downward trend. Overall, this is a very positive result.

This result, however, cannot obscure the fact that eleven (11) countries achieved a lower index score when compared with the 2023 PAQI index. Reasons for this include, for example, suspensions due to non-payment or a decline in engagement within Technical Committees. Nevertheless, twenty-three (23) countries recorded a higher index value in 2026 than in 2023. This is largely due to progress in standardization work, which generally receives greater attention than other areas of quality infrastructure. The balanced development of all areas of quality infrastructure is essential to ensure the quality of products for trade, health and the environment.

Her Excellency Ms Francisca Tatchouop Belobe
African Union Commissioner for Economic Development, Trade, Tourism, Industry and Minerals (ETTIM)

CONTENTS

ACKNOWLEDGEMENTS III
PREFACE IV
CONTENTS V
LIST OF ACRONYMS VI

1. INTRODUCTION 1
1.1 African Accreditation Cooperation (AFRAC) 2
1.2 Intra-Africa Metrology System (AFRIMETS) 6
1.3 African Electrotechnical Standardization Commission (AFSEC) 14
1.4 African Organisation for Standardisation (ARSO) 18

2. SUMMARY OF THE QUALITY INFRASTRUCTURE IN AFRICA 22
2.1 Quality Infrastructure classification of African Countries 2026 22
2.2 Criteria for classification 24
2.3 Stocktaking Map of Quality Infrastructure in Africa 25
2.4 PAQI Index Comparison 2014/2017/2020/2023/2026 and Trend 26
2.5 PAQI Index number of countries by classification 28

3. AFRICAN CONTINENTAL FREE TRADE AREA AGREEMENT AND PAQI INDEX 29
3.1 AfCFTA : From vision to implementation 29
3.2 Technical Regulations: Advancing Regulatory Convergence 32
3.3 Conformity Assessment: Acceptance through Mutual Recognition 33

4. AFRICA QUALITY POLICY AND NATIONAL QUALITY POLICIES 34

ABOUT PAQI 36
Establishment of PAQI 36
Vision 36
Mission 36

LIST OF ACRONYMS

ACAP	ARSO Conformity Assessment Programme
ACTReF	African Continental Technical Regulatory Framework
AfCFTA	African Continental Free Trade Area
AFRAC	African Accreditation Cooperation
AFRIMETS	Intra-Africa Metrology System
AFSEC	African Electrotechnical Standardization Commission
AQP	Africa Quality Policy
AQPC	African Quality Policy Council
ARAC	Arab Accreditation Cooperation
ARSO	African Organisation for Standardisation
AU	African Union
AUC	African Union Commission
CACO	ARSO Conformity Assessment Committee
CIPM	International Committee for Weights and Measures
ECOWAS	Economic Community of West African States
EMA	EcoMark Africa
ETTIM	Economic Development, Trade, Tourism, Industry and Minerals
IAF	International Accreditation Forum
IEC	International Electrotechnical Commission
ILAC	International Laboratory Accreditation Cooperation
ISO	International Organization for Standardization
LM	Legal Metrology
LMBs	Legal Metrology Bodies
MAA	Mutual Acceptance Arrangement
MRA	Mutual Recognition Arrangement
NAFP	National Accreditation Focal Points
NECs	National Electrotechnical Committees
NMIs	National Metrology Institutes
NQP	National Quality Policy
NSBs	National Standards Bureaus
NTBs	Non-tariff barriers
OIML	International Organization of Legal Metrology
PAQI	Pan-African Quality Infrastructure
PTB	Physikalisch-Technische Bundesanstalt (The National Metrology Institute of Germany)
QI	Quality Infrastructure
RECs	Regional Economic Communities
RMO	Regional Metrology Organization
SADC	Southern African Development Community
SADCA	Southern African Development Community Cooperation in Accreditation
SADCAS	SADC Accreditation Service
SME	Small and Medium Enterprises
SPS	Sanitary and Phytosanitary
SRMO	Sub-regional Metrology Organizations
TBT	Technical Barriers to Trade
UNECA	United Nations Economic Commission for Africa
WTO	World Trade Organization

1. INTRODUCTION

A great deal has happened since the last publication of the Pan-African Quality Infrastructure Stocktaking in 2023. In general, quality infrastructure (QI) is receiving significantly more attention than ever before. There are various reasons for this. On the one hand, the COVID-19 pandemic has heightened awareness of standards, technical regulations, metrology and demonstrated competence (accreditation) in product testing. On the other hand, shifting geopolitical dynamics and evolving supply chains are reshaping the global economic landscape. The rise in unilateralism and the associated tariffs and protectionist measures, has increased demand for quality assurance services in Africa. Above all, the significance of technical barriers to trade is growing. Classified as non-tariff measures and these are referred to as the "second layer of protectionism". They are one of the most common barriers to trade worldwide and have seen a sharp rise in WTO notifications. This makes it all the more important that quality assurance services that meet international standards are available in African. This is also an essential prerequisite for accelerating the implementation of the African Continental Free Trade Area (AfCFTA).

Chapter 1 presents the classifications of AU Member States as determined by the umbrella organizations of the Pan-African Quality Infrastructure (PAQI). As the classification criteria have remained constant over time, this fifth edition of the survey allows for highly accurate multi-year comparisons..

Chapter 2 combines the classifications of AFRAC, AFRIMETS (scientific / industrial and legal), AFSEC and ARSO into the PAQI Index. This reveals a verifiable trend which sheds considerable light on the evolving landscape of the quality infrastructure.

The AfCFTA is of central strategic importance to Africa, as it is intended to stimulate intra-African trade and economic growth, create new value chains, and above all, generate jobs and reduce poverty. Chapter 3 presents the classification of the AfCFTA State Parties according to the PAQI Index. Not all signatory states are currently able to fully meet the requirements set out in the AfCFTA TBT Annex.

Furthermore, both differing technical regulations and inconsistent conformity assessment procedures represent significant barriers to trade. This has been recognized and addressed by the AfCFTA Secretariat. The African Continental Technical Regulatory Framework (ACTReF) was adopted in 2024 (see Chapter 3.2). Various initiatives are currently underway to implement this at national level, i.e. to establish a national regulatory framework. The same applies to the procedures for the mutual recognition of conformity assessments (see Chapter 3.3).

Both the WTO's TBT Agreement and the TBT Annex to the AfCFTA Agreement contain specific references to technical regulations and conformity assessment procedures.

The adoption of the Africa Quality Policy (AQP) by the AU Summit in February 2022 was crucial in establishing the essential requirements for National Quality Policies for AU Member States and AfCFTA State Parties. While many countries already have an NQP, some of these still need to be aligned with AQP and expanded (see Chapter 4). An NQP encompasses the requirements of not only the WTO's TBT Agreement or the TBT Annex to the AfCFTA, but also, as a rule, the provisions of new trade agreements.

While in 2014, 52 per cent of African countries were unable to offer any quality assurance services, or could only offer inadequate ones, by 2026 this figure had fallen to 40 per cent. In other words, in 2014, only 25 countries had a quality infrastructure that fully or partially met international standards. By 2016, this figure had risen to 33 countries.

Significant improvements were also seen within the individual index categories. On the one hand, it is clear that an increasing number of countries are providing quality assurance services, or at least have some provision in place. The multi-year comparison also shows that Member States of the African Union have invested significantly more in developing and improving their quality infrastructure. This represents a key prerequisite for trade, health and the environment, and is a success. The PAQI Index quantifies and makes transparent this success.

1.1 African Accreditation Cooperation (AFRAC)

AFRAC serves as an independent and authoritative body on accreditation matters under the mandate of the AUC. As one of PAQI's four pillars, AFRAC embodies Africa's collective commitment to excellence, credibility, and global integration in quality assurance.

AFRAC operates as a cooperative network of Accreditation Bodies, National Accreditation Focal Points (NAFP), and Stakeholders consisting of Accreditation Cooperation Bodies, Regional Economic Cooperation Structures and National Authorities/Regulators and Associations that have an interest in accreditation matters. Together, these institutions form a robust ecosystem dedicated to advancing accreditation as a driver of industrial development, trade facilitation, and public trust.

AFRAC's mission is clear: to leverage the AFRAC MRA as a catalyst for trade, industrialization, and sustainable development. By ensuring that African goods and services meet internationally recognized standards, AFRAC enhances competitiveness, safeguards public health and safety, and supports environmental protection.

Launched in 2014, the AFRAC Mutual Recognition Arrangement (MRA) achieved a landmark breakthrough in May 2018 when it was internationally recognized by the International Laboratory Accreditation Cooperation (ILAC) and the International Accreditation Forum (IAF). This recognition positioned Africa firmly within the global accreditation system, enabling African products and services to compete on equal footing worldwide.

The international recognition of the AFRAC MRA is more than a technical achievement, it is a strategic enabler of Africa's deeper integration into the global trading system. By embedding trust and transparency into cross-border trade, AFRAC contributes directly to the African Continental Free Trade Area (AfCFTA) vision of a unified, industrialized, and globally competitive Africa.

As of March 2026, AFRAC's membership comprised 30 organizations across diverse categories: 8 Arrangement Members (Accreditation Bodies admitted as signatories to the AFRAC MRA), 4 Full Members (Accreditation Bodies in Africa recognized by their government and legally established,), 3 Associate Members (developing Accreditation Bodies), and 15 Stakeholder Members (representing recognized Accreditation Cooperation Bodies and Regional Economic Cooperation structures).

CATEGORY	CRITERIA
1 Fully operational Accreditation Body and/or ILAC/IAF signatory	• Official body responsible for accreditation • Signatory to the ILAC and IAF Mutual, Multi-Lateral Arrangement (MRA/MLA) • Signatory to the AFRAC, SADCA and/or ARAC MRA/MLA
2 Fully operational Accreditation Body and signatory to the AFRAC MRA and/or ARAC MLA	• Official body responsible for accreditation • Not a signatory to the ILAC or IAF Arrangement • Signatory to the AFRAC, SADCA and/or ARAC Arrangement
3 Fully operational Accreditation Body and associate member to the ILAC/IAF and/or full member of AFRAC, SADCA and/or ARAC	• Official body responsible for accreditation • Not a signatory to the ILAC/IAF/AFRAC, SADCA and/or ARAC arrangements • Associate member of ILAC and or IAF • Full member of AFRAC, SADCA and/or ARAC
4 Establishment of an accreditation body in progress	• In process of establishing an accreditation infrastructure • Affiliate member of AFRAC, SADCA and/or ARAC
5 No official institute responsible for accreditation	• No official accreditation infrastructure in place or under development

Table 1: Classification criteria for accreditation (2026)

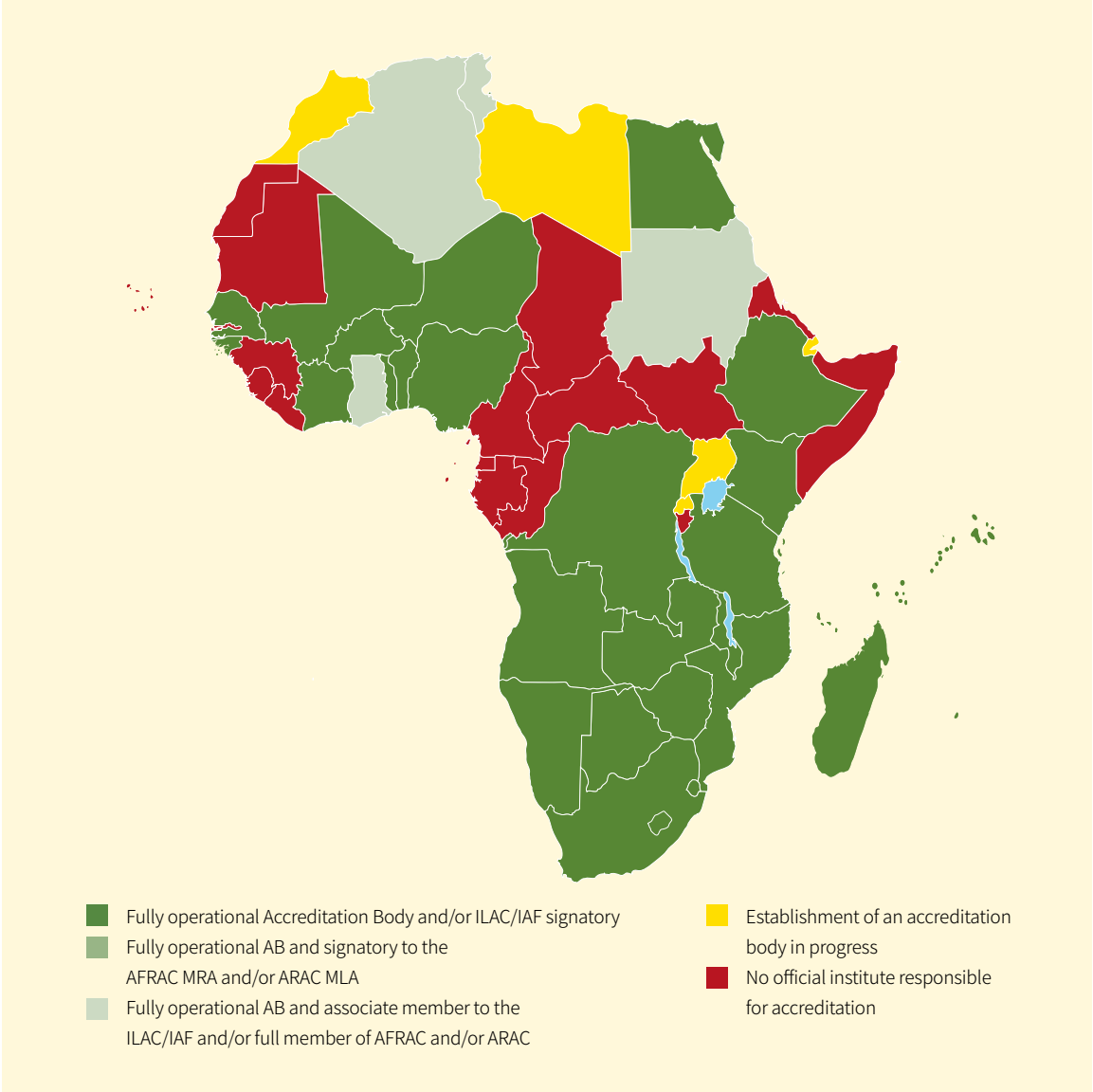

Figure 1: AFRAC stocktaking

CATEGORY	COUNTRY
1	Egypt, Ethiopia, Kenya, Mauritius, Nigeria, South Africa Covered by SADC Accreditation Services (SADCAS) a multi-economy accreditation body: Angola, Botswana, Comoros, Democratic Republic of the Congo, Eswatini, Lesotho, Madagascar, Malawi, Mozambique, Namibia, Seychelles, Tanzania, Zambia, Zimbabwe Covered by SOAC (West Africa Accreditation Body) a multi-economy accreditation body: Benin, Burkina Faso, Côte d'Ivoire, Guinea-Bissau, Mali, Niger, Senegal, Togo
2	
3	Algeria, Ghana, Sudan, Tunisia
4	Djibouti, Libya, Morocco, Rwanda, Uganda
5	Burundi, Cameroon, Cape Verde Islands, Central Africa Republic, Chad, Congo, Equatorial Guinea, Eritrea, Gabon, Gambia, Guinea, Liberia, Mauritania, Sahrawi Republic, Sao Tome & Principe, Sierra Leone, Somalia, South Sudan

Table 2: Classification of capabilities in accreditation (2026)

Note: Cape Verde Islands, Gambia, Guinea, Liberia and Sierra Leone are ECOWAS Member States. According to ECOWAS Regulation C/REG.19/12/13 on Quality Infrastructure Scheme, ECOWAS should ensure that all accreditation services are available in the region. To this end, MoUs can be signed between Member States and national or multi economy accreditation bodies operating within the region.

Note 2: Algeria and Tunisia are signatories (full members) to the ILAC MRA, although not signatories to the AFRAC or ARAC MRAs.

AFRAC comparison - 2014 – 2026

NO	COUNTRY	ISO Code	AFRAC 2014	AFRAC 2017	AFRAC 2020	AFRAC 2023	AFRAC 2026
1	ALGERIA	DZA	5	2	1	1	3
2	ANGOLA	AGO	2	1	1	1	1
3	BENIN	BEN	5	4	3	1	1
4	BOTSWANA	BWA	2	1	1	1	1
5	BURKINA FASO	BFA	5	5	3	1	1
6	BURUNDI	BDI	5	5	5	5	5
7	CAMEROON	CMR	5	5	5	5	5
8	CAPE VERDE ISLANDS	CPV	5	5	5	5	5
9	CENTRAL AFRICAN REPUBLIC	CAF	5	5	5	5	5
10	CHAD	TCD	5	5	5	5	5
11	COMOROS	COM			1	1	1
12	CONGO	COG	5	5	5	5	5
13	CÔTE D'IVOIRE	CIV	5	5	3	1	1
14	DEM. REPUBLIC OF THE CONGO	COD	2	1	1	1	1
15	DJIBOUTI	DJI	5	5	5	4	4
16	EGYPT	EGY	1	1	1	1	1
17	EQUATORIAL GUINEA	GNQ	5	5	5	5	5
18	ERITREA	ERI	5	5	5	5	5
19	ESWATINI	SWZ	2	1	1	1	1
20	ETHIOPIA	ETH	2	2	1	1	1
21	GABON	GAB	5	5	5	5	5
22	GAMBIA	GMB	5	5	5	5	5
23	GHANA	GHA	4	4	4	4	3
24	GUINEA	GIN	5	5	5	5	5
25	GUINEA-BISSAU	GNB	5	5	3	1	1
26	KENYA	KEN	3	3	1	1	1
27	LESOTHO	LSO	2	1	1	1	1
28	LIBERIA	LBR	5	5	5	5	5
29	LIBYA	LBY	3	3	3	4	4
30	MADAGASCAR	MDG	2	1	1	1	1

NO	COUNTRY	ISO Code	AFRAC 2014	AFRAC 2017	AFRAC 2020	AFRAC 2023	AFRAC 2026
31	MALAWI	MWI	2	1	1	1	1
32	MALI	MLI	5	5	3	1	1
33	MAURITANIA	MRT	5	5	4	4	5
34	MAURITIUS	MUS	2	1	1	1	1
35	MOROCCO	MAR	2	3	3	4	4
36	MOZAMBIQUE	MOZ	2	1	1	1	1
37	NAMIBIA	NAM	2	1	1	1	1
38	NIGER	NER	5	5	3	1	1
39	NIGERIA	NGA	4	4	3	3	1
40	RWANDA	RWA	5	5	5	4	4
41	SAHRAWI REPUBLIC	ESH	5	5	5	5	5
42	SAO TOME AND PRINCIPE	STP			5	5	5
43	SENEGAL	SEN	5	5	3	1	1
44	SEYCHELLES	SYC	2	1	1	1	1
45	SIERRA LEONE	SLE	5	5	5	5	5
46	SOMALIA	SOM	5	5	5	4	5
47	SOUTH AFRICA	ZAF	1	1	1	1	1
48	SOUTH SUDAN	SSD	5	5	5	5	5
49	SUDAN	SDN	5	5	3	3	3
50	TANZANIA	TZA	2	1	1	1	1
51	TOGO	TGO	5	5	3	1	1
52	TUNISIA	TUN	1	1	1	1	3
53	UGANDA	UGA	5	5	5	5	4
54	ZAMBIA	ZMB	2	1	1	1	1
55	ZIMBABWE	ZWE	2	1	1	1	1

Table 3: AFRAC comparison - 2014–2026

1.2 Intra-Africa Metrology System (AFRIMETS)

The Intra-Africa Metrology Systems (AFRIMETS) was established in 2006 as a continental platform for metrology cooperation, bringing together African countries through their respective Sub-Regional Metrology Organizations (SRMOs).
AFRIMETS operates as a Regional Metrology Organization (RMO) and serves as the recognized framework for coordinating metrology activities across Africa in accordance with the Mutual Recognition Arrangement (MRA) of the International Committee for Weights and Measures (CIPM). Its mandate is to promote and strengthen scientific, industrial and legal metrology to support trade, industrial development, regulatory effectiveness, and public welfare across the continent. In fulfilling this mandate, AFRIMETS facilitates the development and international recognition of national measurement systems by supporting the establishment and maintenance of measurement standards traceable to the International System of Units (SI). It further promotes calibration services, legal metrology regulation, the production of reference materials, inter-laboratory comparisons, proficiency testing schemes, and, where applicable, conformity assessment services.
Membership of AFRIMETS is country-based. Each member State is represented by its National Metrology Institute (NMI), responsible for scientific and industrial metrology, and/or its Legal National Metrology Body (LNMB), responsible for legal metrology. Member States affiliated with SRMOs are classified as principal

CATEGORY	CRITERIA
1 NMIs participating in the CIPM MRA	• Official institutes responsible for scientific & industrial metrology • Member State of International Bureau of Weights and Measures (BIPM) • Capabilities in most areas of metrology, or those critical for the country • At least some in-house realization of the International System of Units (SI) • International traceability in place for all national standards • AFRIMETS-approved quality system in place • Most laboratories accredited or peer reviewed • Calibration and Measurement Capabilities (CMC) entries in Key Comparison Data Base (KCDB), or imminent
2 NMIs participating in RMO activities	• Official institutes responsible for scientific & industrial metrology • Associate of General Conference on Weights and Measures (CGPM) • Capabilities in most areas of metrology, or those critical for the country • International traceability in place for all or critical national standards • AFRIMETS-approved quality system in place, or imminent • Most laboratories accredited or peer reviewed
3 NMIs providing national traceability	• Official institutes responsible for scientific & industrial metrology • Associate of CGPM, or plans to become one in next 5 years • Capabilities in basic areas of metrology, or those critical for the country • Traceability in place for critical national standards • Quality system in place • Critical laboratories accredited or peer reviewed
4 Basic scientific metrology infrastructure	• Official institutes responsible for scientific & industrial metrology • Capabilities in basic areas of metrology, or those critical for the country • Traceability in place for some parameters • Quality system in place or being developed
5 Limited or no scientific metrology infrastructure	• No official institute responsible for scientific & industrial metrology • Very basic facilities in a government department or related institute

Table 4: Classification criteria for scientific and industrial metrology (2026)

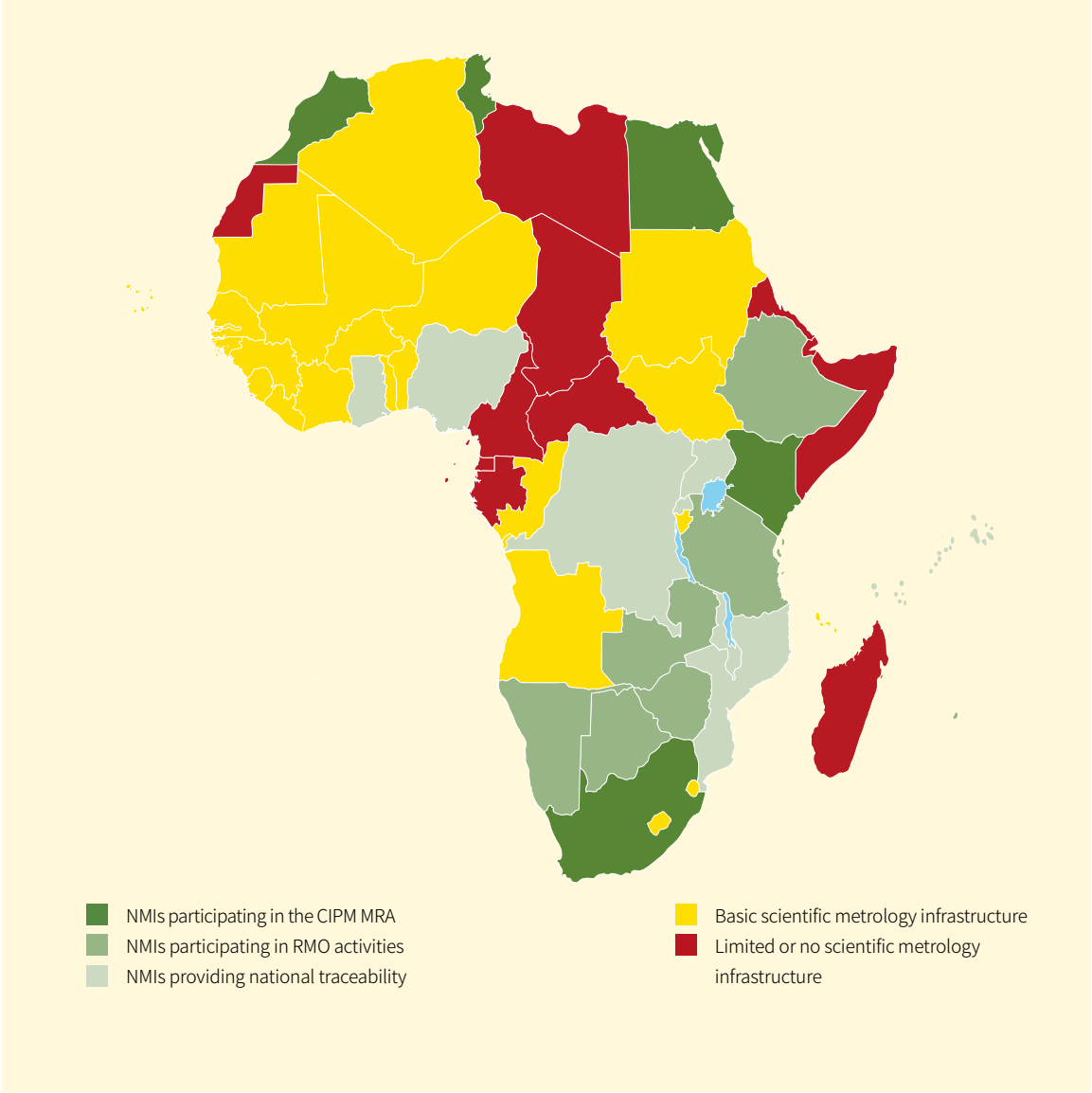

Figure 2: AFRIMETS stocktaking (scientific & industrial metrology)

members, while those not affiliated are classified as ordinary members. Institutions outside Africa with relevant expertise may be admitted as associate members, and organizations with an interest in metrology may participate as observer members.

CATEGORY	COUNTRY
1	Egypt, Kenya, Morocco, South Africa, Tunisia
2	Botswana, Ethiopia, Mauritius, Namibia, Tanzania, Zambia, Zimbabwe
3	Democratic Republic of Congo, Ghana, Malawi, Mozambique, Nigeria, Rwanda, Seychelles, Uganda
4	Algeria, Angola, Benin, Burkina Faso, Burundi, Cape Verde Islands, Comoros, Congo, Côte d'Ivoire, Eswatini, Gambia, Guinea, Guinea-Bissau, Lesotho, Liberia, Mali, Mauritania, Niger, Senegal, Sierra Leone, South Sudan, Sudan, Togo
5	Cameroon, Central African Republic, Chad, Djibouti, Equatorial Guinea, Eritrea, Gabon, Libya, Madagascar, Sahrawi Republic, Sao Tome and Principe, Somalia

Table 5: Classification of capabilities in scientific & industrial metrology (2026)

AFRIMETS scientific & industrial metrology comparison - 2014 – 2026

NO	COUNTRY	ISO Code	AFRIMETS scientific & industrial 2014	AFRIMETS scientific & industrial 2017	AFRIMETS scientific & industrial 2020	AFRIMETS scientific & industrial 2023	AFRIMETS scientific & industrial 2026
1	ALGERIA	DZA	5	5	4	4	4
2	ANGOLA	AGO	5	5	4	4	4
3	BENIN	BEN	3	3	3	3	4
4	BOTSWANA	BWA	3	3	2	2	2
5	BURKINA FASO	BFA	4	4	4	4	4
6	BURUNDI	BDI	4	4	4	4	4
7	CAMEROON	CMR	4	4	5	5	5
8	CAPE VERDE ISLANDS	CPV			5	4	4
9	CENTRAL AFRICAN REPUBLIC	CAF	5	5	5	5	5
10	CHAD	TCD	5	5	5	5	5
11	COMOROS	COM			5	5	4
12	CONGO	COG	5	5	4	4	4
13	CÔTE D'IVOIRE	CIV	4	4	4	4	4
14	DEM. REPUBLIC OF THE CONGO	COD	4	4	4	3	3
15	DJIBOUTI	DJI			5	5	5
16	EGYPT	EGY	1	1	1	1	1
17	EQUATORIAL GUINEA	GNQ	5	5	5	5	5
18	ERITREA	ERI			5	5	5
19	ESWATINI	SWZ	4	4	4	4	4
20	ETHIOPIA	ETH	3	3	2	2	2
21	GABON	GAB	5	5	5	5	5
22	GAMBIA	GMB			4	4	4
23	GHANA	GHA	2	2	2	2	3
24	GUINEA	GIN			5	4	4
25	GUINEA-BISSAU	GNB			5	4	4
26	KENYA	KEN	1	1	1	1	1
27	LESOTHO	LSO	5	5	5	5	4
28	LIBERIA	LBR			5	4	4
29	LIBYA	LBY	5	5	5	5	5
30	MADAGASCAR	MDG	4	4	4	4	5

NO	COUNTRY	ISO Code	AFRIMETS scientific & industrial 2014	AFRIMETS scientific & industrial 2017	AFRIMETS scientific & industrial 2020	AFRIMETS scientific & industrial 2023	AFRIMETS scientific & industrial 2026
31	MALAWI	MWI	4	4	3	3	3
32	MALI	MLI	5	5	5	4	4
33	MAURITANIA	MRT	5	4	4	4	4
34	MAURITIUS	MUS	3	3	2	2	2
35	MOROCCO	MAR	3	3	1	1	1
36	MOZAMBIQUE	MOZ	4	4	3	3	3
37	NAMIBIA	NAM	4	4	2	2	2
38	NIGER	NER	5	5	5	4	4
39	NIGERIA	NGA	4	4	3	3	3
40	RWANDA	RWA	4	4	3	3	3
41	SAHRAWI REPUBLIC	ESH			5	5	5
42	SAO TOME AND PRINCIPE	STP			5	5	5
43	SENEGAL	SEN	5	5	4	4	4
44	SEYCHELLES	SYC	4	3	2	3	3
45	SIERRA LEONE	SLE	5	5	5	4	4
46	SOMALIA	SOM			5	5	5
47	SOUTH AFRICA	ZAF	1	1	1	1	1
48	SOUTH SUDAN	SSD			4	4	4
49	SUDAN	SDN	5	4	4	4	4
50	TANZANIA	TZA	3	3	2	2	2
51	TOGO	TGO	5	5	5	4	4
52	TUNISIA	TUN	1	1	1	1	1
53	UGANDA	UGA	3	3	3	3	3
54	ZAMBIA	ZMB	4	3	2	2	2
55	ZIMBABWE	ZWE	3	3	2	2	2

Table 6: AFRIMETS scientific & industrial metrology comparison - 2014–2026

CATEGORY	CRITERIA
1 Recognized legal metrology system at national, regional and international levels)	• Official institute responsible for legal metrology • Member State of the International Organization of Legal Metrology (OIML) • OIML Mutual Acceptance Arrangement (MAA) signatory • Trade metrology Act (including or with plans to include health, safety, environment and trade) • Facilities to carry out technical activities • Competent staff • Pre-packages • Participation in OIML technical committees • Categories of measuring instruments that fully support the scope of the Legal Metrology Act • Approved quality system in place, accreditation or certification
2 Imbedded LM system with regional and international participation	• Official institute responsible for legal metrology • Member State of the OIML • Legal system in place for weights and measures and plans for Legal Metrology Act to include health, safety, environment and trade • Facilities to carry out technical activities • Competent staff • Pre-packages • Participation in OIML technical committees • Categories of measuring instruments that fully support the scope of the Trade Metrology Act • Approved quality system in place, accreditation or certification
3 Organized LM system with SRMO participation	• Official institute responsible for legal metrology • Corresponding Member of OIML • Legal system in place for weights and measures • Facilities to carry out technical activities • Competent staff • Pre-packages • Categories that fully support the scope of the Trade Metrology Act • Participation in SRMO technical activities
4 LM existence at National level with limited resources	• Legal system in place, with at least fit-for-purpose regulations for main national issues • Some facilities to carry out technical activities • Trained staff to support technical activities • REC participation • Technical instructions
5 No official LM	• No facility and/or act/regulations

Table 7: Classification criteria for legal metrology (2026)

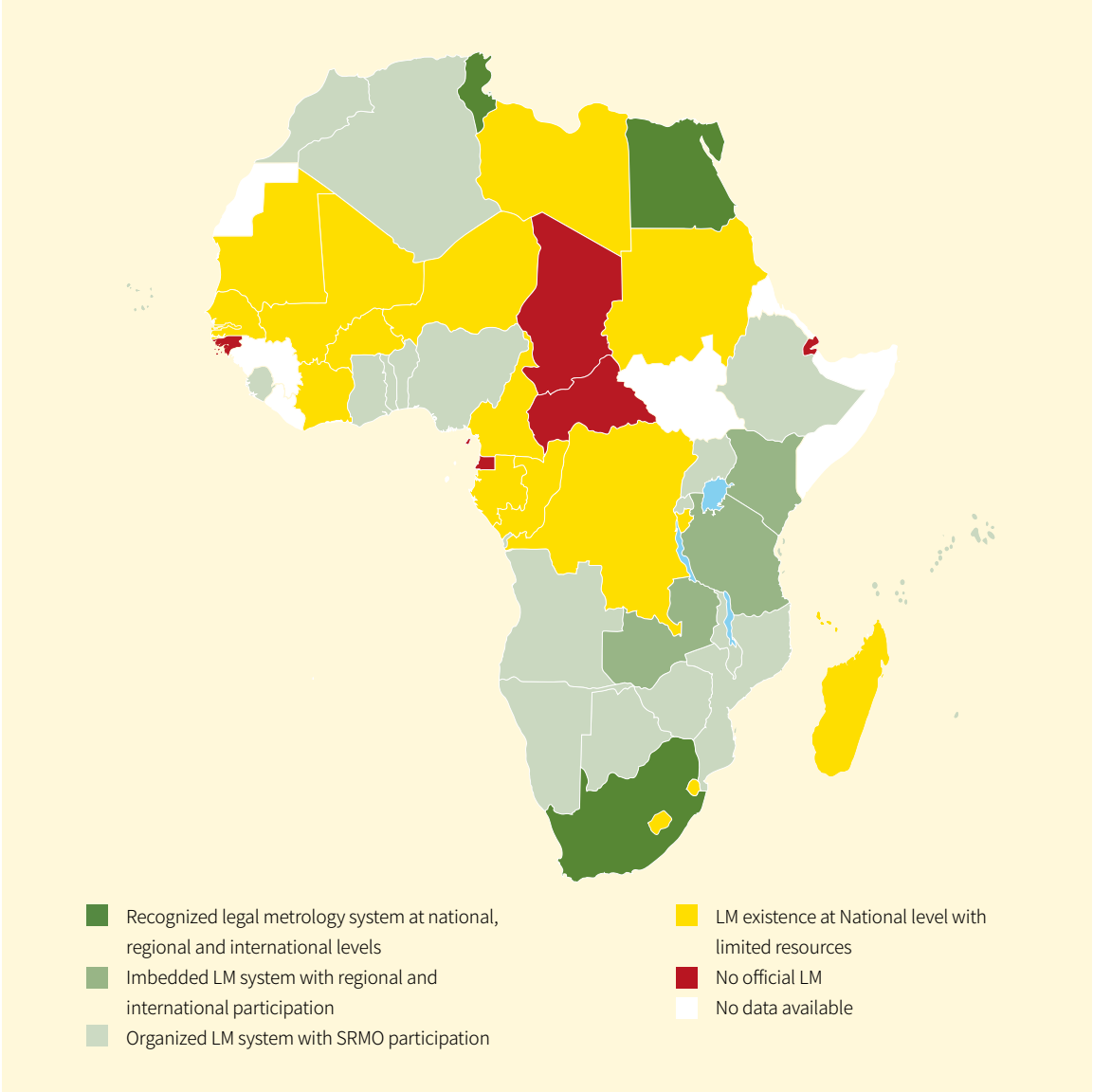

Figure 3: AFRIMETS stocktaking (legal metrology)

CATEGORY	COUNTRY
1	Egypt, South Africa, Tunisia
2	Kenya, Tanzania, Zambia
3	Algeria, Angola, Benin, Botswana, Cape Verde Islands, Ethiopia, Ghana, Malawi, Mauritius, Morocco, Mozambique, Namibia, Nigeria, Rwanda, Seychelles, Sierra Leone, Togo, Uganda, Zimbabwe
4	Burkina Faso, Burundi, Cameroon, Comoros, Congo Brazzaville, Côte d'Ivoire, DR Congo, Eswatini, Gabon, Gambia, Lesotho, Libya, Madagascar, Mali, Mauritania, Niger, Senegal, Sudan
5	Central African Republic, Chad, Djibouti, Equatorial Guinea, Guinea-Bissau
No information	Eritrea, Guinea, Liberia, Sahrawi Republic, Sao Tome and Principe, Somalia, South Sudan

Table 8: Classification of capabilities in legal metrology (2026)

AFRIMETS legal metrology comparison - 2014 – 2026

NO	COUNTRY	ISO Code	AFRIMETS legal 2014	AFRIMETS legal 2017	AFRIMETS legal 2020	AFRIMETS legal 2023	AFRIMETS legal 2026
1	ALGERIA	DZA	3	3	3	3	3
2	ANGOLA	AGO	4	3	3	3	3
3	BENIN	BEN	3	3	3	3	3
4	BOTSWANA	BWA	4	4	3	3	3
5	BURKINA FASO	BFA	4	4	4	4	4
6	BURUNDI	BDI	4	4	4	4	4
7	CAMEROON	CMR	4	4	4	4	4
8	CAPE VERDE ISLANDS	CPV					3
9	CENTRAL AFRICAN REPUBLIC	CAF	5	5	5	5	5
10	CHAD	TCD	5	5	5	5	5
11	COMOROS	COM					4
12	CONGO	COG	4	4	4	4	4
13	Côte d'Ivoire	CIV	4	4	4	4	4
14	DEM. REPUBLIC OF THE CONGO	COD	4	4	4	4	4
15	DJIBOUTI	DJI					5
16	EGYPT	EGY	3	4	2	2	1
17	EQUATORIAL GUINEA	GNQ	5	5	5	5	5
18	ERITREA	ERI					
19	ESWATINI	SWZ	4	4	4	4	4
20	ETHIOPIA	ETH	4	4	3	3	3
21	GABON	GAB	4	4	4	4	4
22	GAMBIA	GMB					4
23	GHANA	GHA	4	3	3	3	3
24	GUINEA	GIN					
25	GUINEA-BISSAU	GNB	5	5	5	5	5
26	KENYA	KEN	3	3	3	1	2
27	LESOTHO	LSO	4	4	4	4	4
28	LIBERIA	LBR					
29	LIBYA	LBY	4	4	4	4	4
30	MADAGASCAR	MDG	4	4	4	4	4

NO	COUNTRY	ISO Code	AFRIMETS legal 2014	AFRIMETS legal 2017	AFRIMETS legal 2020	AFRIMETS legal 2023	AFRIMETS legal 2026
31	MALAWI	MWI	4	4	3	4	3
32	MALI	MLI	4	4	4	4	4
33	MAURITANIA	MRT	4	3	3	4	4
34	MAURITIUS	MUS	4	3	3	3	3
35	MOROCCO	MAR	3	3	3	3	3
36	MOZAMBIQUE	MOZ	4	3	3	3	3
37	NAMIBIA	NAM	4	3	3	3	3
38	NIGER	NER	4	4	4	4	4
39	NIGERIA	NGA	4	4	4	3	3
40	RWANDA	RWA	4	3	3	3	3
41	SAHRAWI REPUBLIC	ESH					
42	SAO TOME AND PRINCIPE	STP					
43	SENEGAL	SEN	4	4	4	4	4
44	SEYCHELLES	SYC	4	3	3	3	3
45	SIERRA LEONE	SLE	4	4	4	4	3
46	SOMALIA	SOM					
47	SOUTH AFRICA	ZAF	2	1	1	1	1
48	SOUTH SUDAN	SSD					
49	SUDAN	SDN	4	4	4	4	4
50	TANZANIA	TZA	4	3	3	1	2
51	TOGO	TGO	4	4	4	4	3
52	TUNISIA	TUN	3	3	2	1	1
53	UGANDA	UGA	4	3	3	3	3
54	ZAMBIA	ZMB	4	3	2	2	2
55	ZIMBABWE	ZWE	4	3	3	4	3

Table 9: AFRIMETS legal metrology comparison - 2014–2026

1.3 African Electrotechnical Standardization Commission (AFSEC)

The African Electrotechnical Standardization Commission (AFSEC) was established in February 2008, having legal status in accordance with Article 24 of the Convention of the African Energy Commission, through declarations of the Conferences of African Ministers of Energy. AFSEC's mission is in the fields of standards and conformity assessment systems for electricity, electronics and related technologies. With the prime aim of improving access to electricity for African populations, it is responsible for:

- Identification of existing standards and prioritization of the needs for standards in Africa
- Harmonizing existing standards either through the adoption of international standards or where necessary their adaptation to African conditions
- Identification, and developing electrotechnical standards to be adopted by AFSEC
- Promoting appropriate conformity assessment systems to assess and improve the quality of electrical products and services.

AFSEC is recognized by the International Electrotechnical Commission (IEC) through a "Regional Adoption Agreement" signed in 2022 for identical adoption of IEC Standards, and a "Statement of Cooperation" signed in 2022, which covers any other activities pertinent to the cooperation between IEC and AFSEC where Standards were provided to AFSEC according to their needs, as well as a number of Webinars are regularly organized.

An amendment agreement was signed in 2024, where AFSEC is entitled to adopt IEC International Standards as modified adoption for a limited number of the IEC International Standards regionally adopted by AFSEC per calendar year.

AFSEC has formal cooperation agreements with the European Committee for Electrotechnical Standardization (CEN CENELEC), Institute of Electrical and Electronic Engineers Incorporated (IEEE). An agreement was signed with IEEE in July 2025 which allows to AFSEC adoption of IEEE Standards as Regional Standards whether identical or modified.

AFSEC members are National Committees (NCs), each presenting one African Member State. Affil-

CATEGORY	CRITERIA
1 NECs participating in both regional and international standardization	• Establishment of National Electrotechnical Committee • Member of AFSEC • Member of IEC • Participation in AFSEC Technical /Sub committees • Participation in IEC Technical / Sub committees • Technical Committee Chair/Secretariat AFSEC • Technical Committee Chair/Secretariat IEC
2 NECs participation in regional standardization and limited inter-national standardization	• Establishment of National Electrotechnical Committee • Member of AFSEC • Affiliate Member of IEC • Participation in AFSEC Technical /Sub committees • Participation in IEC Technical / Sub committees • Technical Committee Chair/Secretariat AFSEC
3 NECs not members of AFSEC but participating in limited standardization	• Establishment of National Electrotechnical Committee • Not a member of AFSEC • Affiliate /Member of IEC • Participation in IEC Technical work
4 No establishment of NECs or the NECs are not active members of IEC or Affiliate	• No National Electrotechnical Committee • Member of IEC/Affiliate member • Passive member of IEC
5 No establishment of NECs - No activity	• No Establishment of NEC • Not a member of AFSEC or IEC

Table 10: Classification criteria for electrotechnical standardization (2026)

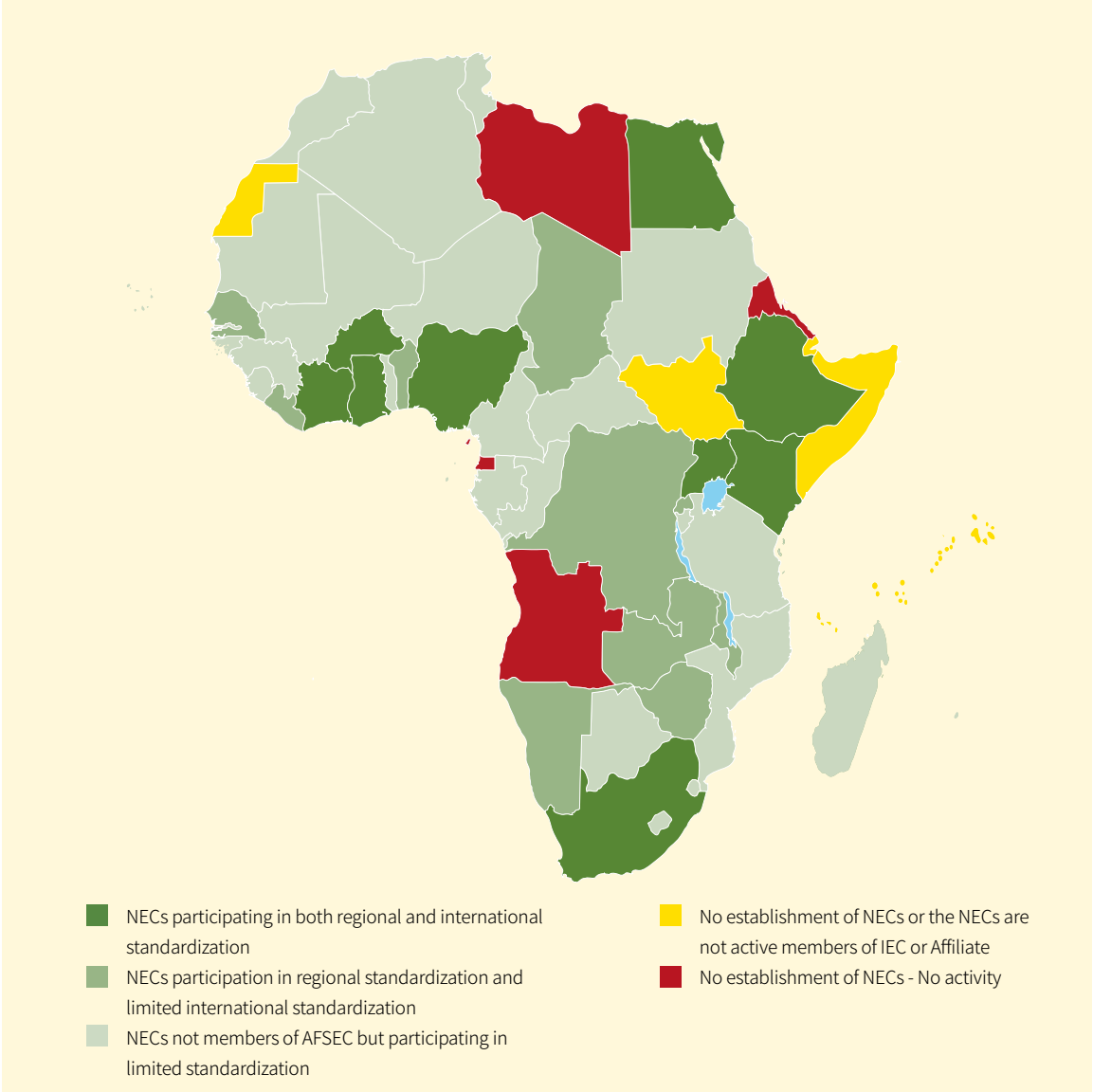

Figure 4: AFSEC stocktaking

iate members are drawn from the African Power Pools, Regional Economic Communities, Africa Power Utilities Association (APUA), African Organisation for Standardisation (ARSO), Centre for Renewable Energy and Energy Efficiency and other regional and continental structures.

From 2024 to 2026, the main changes to AFSEC membership were the addition of Chad, Burkina Faso, Liberia, as well as Benin which rejoined AFSEC in 2025. Unfortunately, three AFSEC members were suspended in 2024: Guinea, Sudan and Tunisia.

There have been encouraging signs of growing interest with four more countries potentially set to join AFSEC. Burkina Faso has become an Associate Member of the IEC and Lesotho has established its NEC. A total of 38 countries have now joined the IEC affiliate country programme.

CATEGORY	COUNTRY
1	Burkina Faso, Cote d'Ivoire, Egypt, Ethiopia, Ghana, Kenya, Nigeria, South Africa, Uganda
2	Benin, Chad, DR Congo, Liberia, Malawi, Namibia, Rwanda, Senegal, Zambia, Zimbabwe
3	Algeria, Botswana, Burundi, Cameroon, Cape Verde, Central African Republic, Congo, Eswatini, Gabon, Gambia, Guinea, Guinea Bissau, Lesotho, Madagascar, Mali, Mauritania, Mauritius, Morocco, Mozambique, Niger, Sao Tome and Principle, Sierra Leone, Sudan, Tanzania, Togo, Tunisia
4	Comoros, Djibouti, Sahrawi Republic, Seychelles, Somalia Republic, South Sudan
5	Angola, Equatorial Guinea, Eritrea, Libya

Table 11: Classification of capabilities in electrotechnical standardization (2026)

Please note. The following countries are currently suspended: Guinea, Sudan and Tunisia.

AFSEC electrotechnical standardization comparison - 2014–2026

NO	COUNTRY	ISO Code	AFSEC 2014	AFSEC 2017	AFSEC 2020	AFSEC 2023	AFSEC 2026
1	ALGERIA	DZA	3	3	3	3	3
2	ANGOLA	AGO	4	4	3	3	5
3	BENIN	BEN	4	3	3	3	2
4	BOTSWANA	BWA	3	3	3	3	3
5	BURKINA FASO	BFA	3	3	3	3	1
6	BURUNDI	BDI	3	3	3	3	3
7	CAMEROON	CMR	3	3	3	3	3
8	CAPE VERDE ISLANDS	CPV	5	4	3	3	3
9	CENTRAL AFRICAN REPUBLIC	CAF	4	4	3	3	3
10	CHAD	TCD	4	4	4	4	2
11	COMOROS	COM			4	4	4
12	CONGO	COG	4	4	4	3	3
13	CÔTE D'IVOIRE	CIV	2	2	1	1	1
14	DEM. REPUBLIC OF THE CONGO	COD	2	2	2	2	2
15	DJIBOUTI	DJI	5	5	4	4	4
16	EGYPT	EGY	1	1	1	1	1
17	EQUATORIAL GUINEA	GNQ	5	5	4	5	5
18	ERITREA	ERI	4	4	4	3	5
19	ESWATINI	SWZ	4	4	4	3	3
20	ETHIOPIA	ETH	3	3	2	1	1
21	GABON	GAB	3	3	3	3	3
22	GAMBIA	GMB	3	3	3	3	3
23	GHANA	GHA	2	2	1	1	1
24	GUINEA	GIN	3	3	2	2	3
25	GUINEA-BISSAU	GNB	4	4	3	3	3
26	KENYA	KEN	1	1	1	1	1
27	LESOTHO	LSO	4	4	4	4	3
28	LIBERIA	LBR	5	4	3	3	2
29	LIBYA	LBY	1	5	5	5	5
30	MADAGASCAR	MDG	4	3	3	3	3

NO	COUNTRY	ISO Code	AFSEC 2014	AFSEC 2017	AFSEC 2020	AFSEC 2023	AFSEC 2026
31	MALAWI	MWI	3	3	3	2	2
32	MALI	MLI	4	3	3	3	3
33	MAURITANIA	MRT	4	3	3	3	3
34	MAURITIUS	MUS	3	3	3	3	3
35	MOROCCO	MAR	3	3	3	3	3
36	MOZAMBIQUE	MOZ	3	3	3	3	3
37	NAMIBIA	NAM	2	2	2	2	2
38	NIGER	NER	3	3	3	3	3
39	NIGERIA	NGA	1	1	1	1	1
40	RWANDA	RWA	2	2	2	2	2
41	SAHRAWI REPUBLIC	ESH	5	5	5	5	4
42	SAO TOME AND PRINCIPE	STP		5	3	3	3
43	SENEGAL	SEN	2	2	2	2	2
44	SEYCHELLES	SYC	4	4	4	4	4
45	SIERRA LEONE	SLE	3	3	3	3	3
46	SOMALIA	SOM	4	5	5	4	4
47	SOUTH AFRICA	ZAF	1	1	1	1	1
48	SOUTH SUDAN	SSD	4	4	4	4	4
49	SUDAN	SDN	2	2	2	2	3
50	TANZANIA	TZA	4	3	3	3	3
51	TOGO	TGO	4	3	3	3	3
52	TUNISIA	TUN	3	2	1	1	3
53	UGANDA	UGA	3	3	1	1	1
54	ZAMBIA	ZMB	2	2	2	2	2
55	ZIMBABWE	ZWE	3	3	2	2	2

Table 12: AFSEC electrotechnical standardization comparison - 2014–2026

1.4 African Organisation for Standardisation (ARSO)

ARSO continues to fulfil its fundamental mandate of promoting intra-African trade and global market access through standardized protocols and Conformity Assessment leading to Mutual Recognition Agreements as it is framed in its mandate since its establishment in 1977 by the Organisation of African Unity (OAU) currently African Union (AU) and the United Nations Economic Commission for Africa (UNECA). The organization's reach has expanded to encompass 44 Member States and one observer member (Zanzibar). ARSO has significantly intensified its technical output, now operating across 17 sectors with 100 Technical Bodies that have successfully published 2,554 standards. These efforts align with the prioritized and relevant African Continental Free Trade Area (AfCFTA) tariff lines.

ARSO is strategically transitioning from the development of static, sector-based technical documents to the creation of dynamic, digital, and value-chain-driven tools. This shift is designed to directly enable industrialization, enhance market access, and bolster continental competitiveness by centering technological developments, the digital age, and innovation. By modernizing these frameworks, ARSO aims to empower African enterprises to achieve greater success within the AfCFTA, providing them with the necessary instruments to demonstrate seamless compliance with standard requirements and thrive in the global marketplace.

The ARSO Conformity Assessment Programme (ACAP), managed under the ARSO Conformity Assessment Committee (ARSO CACO), remains focused on establishing robust tools and capacity building for practices based on recognized international benchmarks. In a recent advancement, the ACAP documentation was updated in collaboration with the African Accreditation Cooperation (AFRAC), further strengthening the continent's quality infrastructure. This evolution includes the signing of Memoranda of Understanding with five Accreditation Bodies (ABs) and the active involvement of five Certification Bodies (CBs) within the ACAP framework.

Sustainability and quality remain at the forefront of ARSO's mission through the EcoMark Africa (EMA) label and various certification schemes. The EMA label, which identifies products and

CATEGORY	CRITERIA
1 NSBs Participating in regional and international activities	• Official National Standards Body • Member of ARSO • Full Member of ISO • Participation in ARSO Technical/ Sub committees • Participation in ISO Technical/ Sub committees • Participation in Regional Harmonization of Standards.
2 NSBs Participating in Regional and limited International Activities	• Official National Standards Body • Member of ARSO • Correspondent or subscriber Member of ISO • Participation in ARSO Technical/ Sub committees • Participation in ISO Technical/ Sub committees • Participation in Regional Harmonization of Standards.
3 NSBs Participating in limited Regional and limited International Activities but not ARSO Members	• Official National Standards Body • Member of ISO • Participation in ISO Technical work • Participation in Regional Harmonization of Standards
4 Passive members in both regional and international standardization	• Official National Standards Body • Member of ISO / ARSO
5 No official NSBs	• No Official Standards Body

Table 13: Classification criteria for standardization (2026)

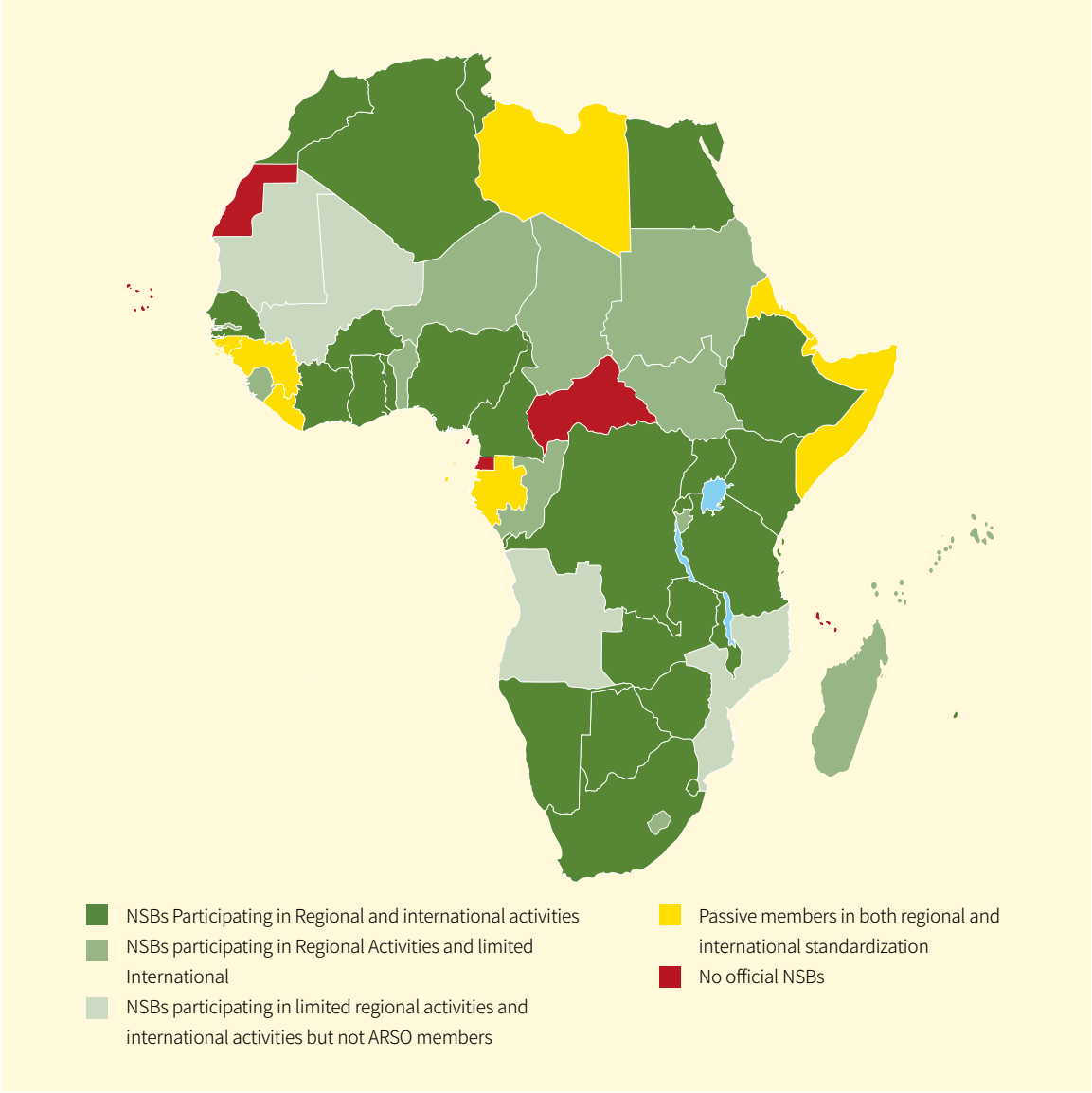

Figure 5: ARSO stocktaking

services complying with African sustainability standards, has now been awarded to 16 SMEs across the continent. Furthermore, the impact of these quality initiatives is evidenced by the 78 products, primarily within the agricultural sector, from 32 SMEs that have successfully achieved certification against the African Quality Mark.

In a landmark step toward deeper regional integration, a Mutual Recognition Agreement (MRA) was signed between Rwanda, the Republic of the Congo, and Zimbabwe in Kigali, Rwanda, in March 2026. This agreement signifies a major leap in harmonizing trade relations and streamlining conformity assessments between these nations. Through these expanded programmes and strategic partnerships, ARSO continues to facilitate mutual equivalence arrangements that bridge the gap between African markets and the global economy.

CATEGORY	COUNTRY
1	Algeria, Botswana, Burkina Faso, Cameroon, Côte d'Ivoire, Democratic Republic of Congo, Egypt, Eswatini, Ethiopia, Ghana, Kenya, Malawi, Mauritius, Morocco, Namibia, Nigeria, Rwanda, Senegal, South Africa, Tanzania, Togo, Tunisia, Uganda, Zambia, Zimbabwe
2	Benin, Burundi, Chad, Congo, Gambia, Lesotho, Madagascar, Niger, Seychelles, Sierra Leone, South Sudan, Sudan
3	Angola, Mali, Mauritania, Mozambique
4	Djibouti, Eritrea, Gabon, Guinea, Guinea-Bissau, Liberia, Libya, Sao Tome and Principe, Somalia
5	Cape Verde, Central African Republic, Comoros, Equatorial Guinea, Sahrawi Republic

Table 14: Classification of capabilities in standardization (2026)

ARSO standardization comparison - 2014 – 2026

NO	COUNTRY	ISO Code	ARSO 2014	ARSO 2017	ARSO 2020	ARSO 2023	ARSO 2026
1	ALGERIA	DZA	3	3	1	1	1
2	ANGOLA	AGO	4	4	3	3	3
3	BENIN	BEN	1	1	4	4	2
4	BOTSWANA	BWA	1	1	1	1	1
5	BURKINA FASO	BFA	1	1	1	1	1
6	BURUNDI	BDI	4		3	2	2
7	CAMEROON	CMR	1	1	1	1	1
8	CAPE VERDE ISLANDS	CPV		5		4	5
9	CENTRAL AFRICAN REPUBLIC	CAF		5	5	5	5
10	CHAD	TCD		5	5	4	2
11	COMOROS	COM		5	5	5	5
12	CONGO	COG	5	5	4	4	2
13	Côte d'Ivoire	CIV	1	1	1	1	1
14	DEM. REPUBLIC OF THE CONGO	COD	1	1	1	1	1
15	DJIBOUTI	DJI		5	5	4	4
16	EGYPT	EGY		1	1	1	1
17	EQUATORIAL GUINEA	GNQ	1	5	5	5	5
18	ERITREA	ERI	4	5	4	5	4
19	ESWATINI	SWZ	2	2	2	2	1
20	ETHIOPIA	ETH	1	1	1	1	1
21	GABON	GAB	1	1	1	2	4
22	GAMBIA	GMB	4		3	3	2
23	GHANA	GHA	1	1	1	1	1
24	GUINEA	GIN	2	2	4	4	4
25	GUINEA-BISSAU	GNB	2	2	4	4	4
26	KENYA	KEN	1	1	1	1	1
27	LESOTHO	LSO	4	4	5	3	2
28	LIBERIA	LBR	2	2	2	2	4
29	LIBYA	LBY	1	4	4	4	4
30	MADAGASCAR	MDG	2	2	2	2	2

NO	COUNTRY	ISO Code	ARSO 2014	ARSO 2017	ARSO 2020	ARSO 2023	ARSO 2026
31	MALAWI	MWI	2	2	1	1	1
32	MALI	MLI	3	3	3	3	3
33	MAURITANIA	MRT	4	3	3	3	3
34	MAURITIUS	MUS	1	1	1	1	1
35	MOROCCO	MAR	3	3	1	1	1
36	MOZAMBIQUE	MOZ	4	3	3	3	3
37	NAMIBIA	NAM	1	1	1	1	1
38	NIGER	NER	2	2	4	4	2
39	NIGERIA	NGA	1	1	1	1	1
40	RWANDA	RWA	1	1	1	5	1
41	SAHRAWI REPUBLIC	ESH			5	5	5
42	SAO TOME AND PRINCIPE	STP		5	4	5	4
43	SENEGAL	SEN	1	1	1	1	1
44	SEYCHELLES	SYC	2	2	2	2	2
45	SIERRA LEONE	SLE	2	2	2	2	2
46	SOMALIA	SOM		5	5	4	4
47	SOUTH AFRICA	ZAF	1	1	1	1	1
48	SOUTH SUDAN	SSD		4	4	2	2
49	SUDAN	SDN	1	1	1	2	2
50	TANZANIA	TZA	1	1	1	1	1
51	TOGO	TGO		4	2	2	1
52	TUNISIA	TUN	1	1	2	1	1
53	UGANDA	UGA	1	1	1	1	1
54	ZAMBIA	ZMB	2	2	2	2	1
55	ZIMBABWE	ZWE	1	1	1	1	1

Table 15: ARSO standardization comparison - 2014 –2026

2. SUMMARY OF THE QUALITY INFRASTRUCTURE IN AFRICA

2.1 Quality Infrastructure classification of African Countries 2026

NO	COUNTRY	ISO Code	AFRAC	AFRIMETS		AFSEC	ARSO	PAQI Index
				Sc. & Ind. Metrology	Legal Metrology			
1	ALGERIA	DZA	3	4	3	3	1	2.2
2	ANGOLA	AGO	1	4	3	5	3	1.8
3	BENIN	BEN	1	4	3	2	2	2.6
4	BOTSWANA	BWA	1	2	3	3	1	3.0
5	BURKINA FASO	BFA	1	4	4	1	1	2.8
6	BURUNDI	BDI	5	4	4	3	2	1.4
7	CAMEROON	CMR	5	5	4	3	1	1.4
8	CAPE VERDE ISLANDS	CPV	5	4	3	3	5	1.0
9	CENTRAL AFRICAN REPUBLIC	CAF	5	5	5	3	5	0.4
10	CHAD	TCD	5	5	5	2	2	1.2
11	COMOROS	COM	1	4	4	4	5	1.4
12	CONGO	COG	5	4	4	3	2	1.4
13	Côte d'Ivoire	CIV	1	4	4	1	1	2.8
14	DEM. REPUBLIC OF THE CONGO	COD	1	3	4	2	1	2.8
15	DJIBOUTI	DJI	4	5	5	4	4	0.6
16	EGYPT	EGY	1	1	1	1	1	4.0
17	EQUATORIAL GUINEA	GNQ	5	5	5	5	5	0.0
18	ERITREA	ERI	5	5	NA	5	4	0.3
19	ESWATINI	SWZ	1	4	4	3	1	2.4
20	ETHIOPIA	ETH	1	2	3	1	1	3.4
21	GABON	GAB	5	5	4	3	4	0.8
22	GAMBIA	GMB	5	4	4	3	2	1.4
23	GHANA	GHA	3	3	3	1	1	2.8
24	GUINEA	GIN	5	4	NA	3	4	1.0
25	GUINEA-BISSAU	GNB	1	4	5	3	4	1.6
26	KENYA	KEN	1	1	2	1	1	3.8
27	LESOTHO	LSO	1	4	4	3	2	2.2
28	LIBERIA	LBR	5	4	NA	2	4	1.3
29	LIBYA	LBY	4	5	4	5	4	0.6
30	MADAGASCAR	MDG	1	5	4	3	2	2.0

NO	COUNTRY	ISO Code	AFRAC	AFRIMETS		AFSEC	ARSO	PAQI Index
				Sc. & Ind. Metrology	Legal Metrology			
31	MALAWI	MWI	1	3	3	2	1	3.0
32	MALI	MLI	1	4	4	3	3	2.0
33	MAURITANIA	MRT	5	4	4	3	3	1.2
34	MAURITIUS	MUS	1	2	3	3	1	3.0
35	MOROCCO	MAR	4	1	3	3	1	2.6
36	MOZAMBIQUE	MOZ	1	3	3	3	3	2.4
37	NAMIBIA	NAM	1	2	3	2	1	3.2
38	NIGER	NER	1	4	4	3	2	2.2
39	NIGERIA	NGA	1	3	3	1	1	3.2
40	RWANDA	RWA	4	3	3	2	1	2.4
41	SAHRAWI REPUBLIC	ESH	5	5	NA	4	5	0.3
42	SAO TOME AND PRINCIPE	STP	5	5	NA	3	4	0.8
43	SENEGAL	SEN	1	4	4	2	1	2.6
44	SEYCHELLES	SYC	1	3	3	4	2	2.4
45	SIERRA LEONE	SLE	5	4	3	3	2	1.6
46	SOMALIA	SOM	5	5	NA	4	4	0.5
47	SOUTH AFRICA	ZAF	1	1	1	1	1	4.0
48	SOUTH SUDAN	SSD	5	4	NA	4	2	1.3
49	SUDAN	SDN	3	4	4	3	2	1.8
50	TANZANIA	TZA	1	2	2	3	1	3.2
51	TOGO	TGO	1	4	3	3	1	2.6
52	TUNISIA	TUN	3	1	1	3	1	3.2
53	UGANDA	UGA	4	3	3	1	1	2.6
54	ZAMBIA	ZMB	1	2	2	2	1	3.4
55	ZIMBABWE	ZWE	1	2	3	2	1	3.2

Table 16: Quality Infrastructure classification of African Countries 2026

2.2 Criteria for classification

CATEGORY	WEIGHT SCORE	SCORE RANGE	COUNTRIES
Well developed	4	3.3-4.0	Egypt, Ethiopia, Kenya, South Africa, Zambia
Reasonably developed	3	2.5-3.2	Benin, Botswana, Burkina Faso, Côte d'Ivoire, DR Congo, Ghana, Malawi, Mauritius, Morocco, Namibia, Nigeria, Senegal, Tanzania, Togo, Tunisia, Uganda, Zimbabwe
Partially developed	2	1.7-2.4	Algeria, Angola, Eswatini, Lesotho, Madagascar, Mali, Mozambique, Niger, Rwanda, Seychelles, Sudan
Limited	1	0.9-1.6	Burundi, Cameroon, Cape Verde, Chad, Comoros, Congo, Gambia, Guinea, Guinea Bissau, Liberia, Mauritania, Sierra Leone, South Sudan
Non or very little	0	0-0.8	Central African Republic, Djibouti, Equatorial Guinea, Eritrea, Gabon, Libya, Sahrawi Republic, Sao Tome and Principe, Somalia

The highest average = 4, the lowest average = 0

Table 17: PAQI Index 2026 - Criteria for classification

2.3 Stocktaking Map of Quality Infrastructure in Africa

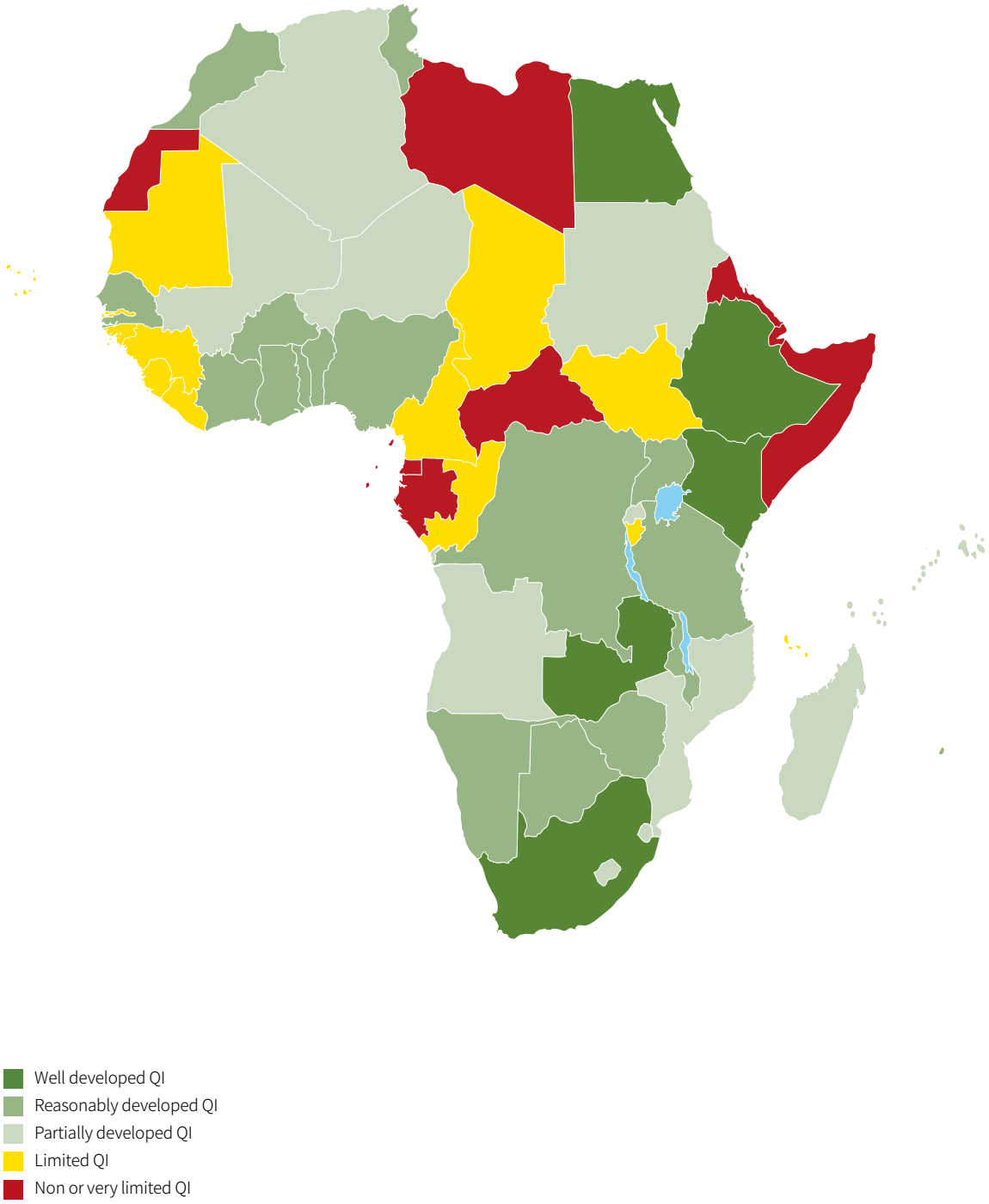

Figure 6: Stocktaking Map of Quality Infrastructure in Africa

2.4 PAQI Index Comparison 2014/2017/2020/2023/2026 and Trend

NO	COUNTRY	ISO Code	PAQI Index 2014	PAQI Index 2017	PAQI Index 2020	PAQI Index 2023	PAQI Index 2026	Trend
1	ALGERIA	DZA	1.8	1.8	2.6	2.6	2.2	↗
2	ANGOLA	AGO	1.2	1.6	2.2	2.2	1.8	↗
3	BENIN	BEN	1.8	2.2	1.8	2.2	2.6	↑
4	BOTSWANA	BWA	2.4	2.6	3.0	3.0	3.0	↗
5	BURKINA FASO	BFA	1.6	1.8	2.0	2.4	2.8	↑
6	BURUNDI	BDI	1.0	1.0	1.2	1.4	1.4	↗
7	CAMEROON	CMR	1.6	1.6	1.4	1.4	1.4	→
8	CAPE VERDE ISLANDS	CPV	0.0	0.2	0.4	0.8	1.0	↑
9	CENTRAL AFRICAN REPUBLIC	CAF	0.2	0.2	0.4	0.4	0.4	→
10	CHAD	TCD	0.2	0.2	0.2	0.4	1.2	↑
11	COMOROS	COM		0.0	1.2	1.0	1.4	↑
12	CONGO	COG	0.4	0.4	0.8	1.0	1.4	↑
13	CÔTE D'IVOIRE	CIV	1.8	2.0	2.4	2.8	2.8	↑
14	DEM. REPUBLIC OF THE CONGO	COD	2.4	2.6	2.6	2.8	2.8	↗
15	DJIBOUTI	DJI	0.0	0.0	0.2	0.6	0.6	↗
16	EGYPT	EGY	3.6	3.4	3.8	3.8	4.0	↗
17	EQUATORIAL GUINEA	GNQ	0.0	0.0	0.2	0.0	0.0	→
18	ERITREA	ERI	0.4	0.6	0.4	0.4	0.3	→
19	ESWATINI	SWZ	1.8	2.0	2.0	2.2	2.4	↗
20	ETHIOPIA	ETH	2.4	2.4	3.2	3.4	3.4	↑
21	GABON	GAB	1.4	1.4	1.4	1.2	0.8	↘
22	GAMBIA	GMB	0.6	1.0	1.0	1.0	1.4	↑
23	GHANA	GHA	2.4	2.6	2.8	2.8	2.8	↗
24	GUINEA	GIN	1.0	1.0	0.8	1.0	1.0	↘
25	GUINEA-BISSAU	GNB	0.8	1.0	1.0	1.6	1.6	↑
26	KENYA	KEN	3.4	3.2	3.6	4.0	3.8	↗
27	LESOTHO	LSO	1.2	1.4	1.2	1.6	2.2	↑
28	LIBERIA	LBR	0.6	0.8	1.0	1.2	1.3	↗
29	LIBYA	LBY	2.2	0.8	0.8	0.6	0.6	↓
30	MADAGASCAR	MDG	1.8	2.2	2.2	2.2	2.0	→

NO	COUNTRY	ISO Code	PAQI Index 2014	PAQI Index 2017	PAQI Index 2020	PAQI Index 2023	PAQI Index 2026	Trend
31	MALAWI	MWI	2.0	2.2	2.8	2.8	3.0	↑
32	MALI	MLI	0.8	1.2	1.4	2.0	2.0	↑
33	MAURITANIA	MRT	0.6	1.6	1.6	1.4	1.2	↗
34	MAURITIUS	MUS	2.4	2.4	3.0	3.0	3.0	↗
35	MOROCCO	MAR	2.2	2.0	2.8	2.6	2.6	↗
36	MOZAMBIQUE	MOZ	1.6	2.2	2.4	2.4	2.4	↑
37	NAMIBIA	NAM	2.4	2.8	3.2	3.2	3.2	↑
38	NIGER	NER	1.2	1.4	1.2	1.8	2.2	↑
39	NIGERIA	NGA	2.2	2.2	2.6	2.8	3.2	↑
40	RWANDA	RWA	1.8	2.0	2.2	2.4	2.4	↗
41	SAHRAWI REPUBLIC	ESH	0.0	0.0	0.0	0.0	0.3	→
42	SAO TOME AND PRINCIPE	STP	0.0	0.0	0.6	0.4	0.8	↑
43	SENEGAL	SEN	1.6	1.8	2.2	2.6	2.6	↑
44	SEYCHELLES	SYC	1.8	2.4	2.6	2.4	2.4	↗
45	SIERRA LEONE	SLE	1.2	1.2	1.2	1.4	1.6	↗
46	SOMALIA	SOM	0.0	0.0	0.0	0.6	0.5	↗
47	SOUTH AFRICA	ZAF	3.3	4.0	4.0	4.0	4.0	↗
48	SOUTH SUDAN	SSD	0.2	0.4	0.6	1.0	1.3	↑
49	SUDAN	SDN	1.6	1.8	2.2	2.0	1.8	→
50	TANZANIA	TZA	2.2	3.0	3.0	3.4	3.2	↑
51	TOGO	TGO	1.0	1.0	1.6	2.2	2.6	↑
52	TUNISIA	TUN	3.4	3.6	3.6	4.0	3.2	→
53	UGANDA	UGA	1.8	2.0	2.4	2.4	2.6	↑
54	ZAMBIA	ZMB	2.2	2.8	3.2	3.2	3.4	↑
55	ZIMBABWE	ZWE	2.4	2.8	3.2	3.0	3.2	↑

Table 18: PAQI Index Comparision 2014–2026 and Trend

2.5 PAQI Index number of countries by classification

CLASSIFICATION	2014	2017	2020	2023	2026
Well developed	4	3	4	6	5
Reasonably developed	0	8	14	13	17
Partially developed	21	17	11	13	11
Limited	13	13	13	13	13
Non or very little	14	12	13	10	9
No data	3	2			

Table 19: PAQI Index - Number of countries by classification

Comparing the 2014 baseline figures and 2026 for the PAQI index reveals significant changes. While in 2014 only four countries (Egypt, Kenya, South Africa and Tunisia) had a quality infrastructure that largely met international standards, by 2026, 22 countries were able to offer quality assurance services for the key sectors in accordance with recognized international standards. This shows that more financial and human resources have been and are being allocated over the past 12 years, but it also demonstrates that these investments take some time to produce results. The latter is partly inherent in the nature of quality infrastructure, as creating standards, demonstrating competencies, and developing of new or improved measurement methods simply takes time.

Compared with 2014, 45 countries have shown a positive trend in the development of their QI. Eight countries have effectively stagnated (Cameroon, the Central African Republic, Equatorial Guinea, Eritrea, Guinea, Madagascar, Sudan and Tunisia). Gabon and Libya have shown a downward trend. Overall, this is a very positive result.

However, this result cannot obscure the fact 11 countries achieved a lower index score compared with the 2023 PAQI index, with some of these cases being classified as serious. Reasons for this include, for example, suspensions due to non-payment or a decline in engagement within Technical Committees. Nevertheless, 23 countries recorded a higher index value in 2026 than in 2023. This is largely due to standardization, which generally receives greater attention than other areas of quality assurance. The balanced development of all areas of quality infrastructure is essential to ensure the quality of products for trade, health and the environment. More consideration must be given to this balance in order to guarantee the quality of African products.

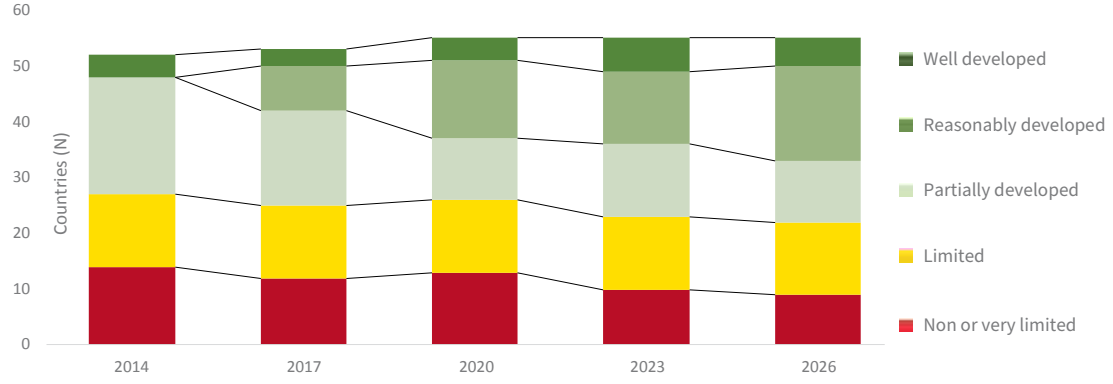

Figure 7: PAQI Index 2014–2026 - Number of countries by classification

3. AFRICAN CONTINENTAL FREE TRADE AREA AGREEMENT AND PAQI INDEX

3.1 AfCFTA: From vision to implementation

The African Continental Free Trade Area (AfCFTA) is steadily reshaping Africa's economic integration landscape. Bringing together fifty-five (55) African Union Member States into a single market for goods and services, the AfCFTA represents the largest free trade area in the world by number of participating countries and provides an unprecedented opportunity to deepen intra-African trade, industrialization, regional value chains and economic transformation.

Studies by the United Nations Economic Commission for Africa (UNECA) continue to demonstrate that the successful implementation of the Agreement could increase intra-African trade by more than 50 percent through tariff liberalization alone, with substantially greater gains achievable through the reduction of non-tariff barriers (NTBs). While tariff negotiations have advanced considerably, experience from the initial phase of AfCFTA trading has reinforced the reality that eliminating tariffs alone is insufficient. Addressing technical barriers to trade has become equally important in ensuring that African goods move across borders efficiently, safely and competitively.

Since the publication of the 2023 Stocktaking Report, considerable progress has been made in operationalizing the institutional framework supporting Annex 6 on Technical Barriers to Trade (TBT). The AfCFTA Secretariat, working closely with State Parties and the Pan African Quality Infrastructure (PAQI) institutions, has shifted focus from policy development towards implementation. Key continental instruments have been developed, endorsed and are now entering implementation, including the African Continental Technical Regulations Framework (ACTReF), the rollout of National Technical Regulations Framework (NaTReF), and the AfCFTA Mutual Recognition Agreement (AfCFTA MRA) on conformity assessment.

Quality Infrastructure remains one of the fundamental pillars supporting the effective implementation of Annex 6 on TBT as aligned to the WTO TBT Agreement. Standards, technical regulations, metrology, accreditation and conformity assessment collectively provide the confidence that products satisfy essential requirements relating to health, safety, environmental protection and consumer protection while avoiding unnecessary obstacles to trade. As African markets become increasingly integrated, strong and internationally recognized quality infrastructure systems will be indispensable for enhancing competitiveness and enabling African enterprises to participate effectively in regional and global value chains.

Recognizing this evolving landscape, the Pan African Quality Infrastructure (PAQI) has expanded the scope of this Stocktaking Report. Earlier editions published in 2014, 2017, 2020 and 2023 primarily assessed continental capabilities in standardization, accreditation and metrology. A spotlight is required of two pillars that have become increasingly important for the implementation of Annex 6, namely technical regulations and conformity assessment. The focus on these moving forward will reflect on the maturity of the AfCFTA implementation process and the growing importance of regulatory convergence and mutual acceptance in supporting market integration.

The assessment presented in this publication therefore provides a more comprehensive picture of the readiness of AfCFTA State Parties to implement Annex 6. It highlights existing strengths, identifies capacity gaps and provides evidence to guide future investment, technical assistance and policy interventions aimed at strengthening Africa's Quality Infrastructure ecosystem.

NO	COUNTRY	ISO Code	PAQI Index 2026
16	EGYPT	EGY	4.0
47	SOUTH AFRICA	ZAF	4.0
26	KENYA	KEN	3.8
20	ETHIOPIA	ETH	3.4
54	ZAMBIA	ZMB	3.4
37	NAMIBIA	NAM	3.2
39	NIGERIA	NGA	3.2
50	TANZANIA	TZA	3.2
52	TUNISIA	TUN	3.2
55	ZIMBABWE	ZWE	3.2
4	BOTSWANA	BWA	3.0
31	MALAWI	MWI	3.0
34	MAURITIUS	MUS	3.0
5	BURKINA FASO	BFA	2.8
13	CÔTE D'IVOIRE	CIV	2.8
14	DEM. REPUBLIC OF THE CONGO	COD	2.8
23	GHANA	GHA	2.8
35	MOROCCO	MAR	2.6
43	SENEGAL	SEN	2.6
51	TOGO	TGO	2.6
53	UGANDA	UGA	2.6
19	ESWATINI	SWZ	2.4
36	MOZAMBIQUE	MOZ	2.4
41	RWANDA	RWA	2.4
44	SEYCHELLES	SYC	2.4
1	ALGERIA	DZA	2.2
27	LESOTHO	LSO	2.2
38	NIGER	NER	2.2
30	MADAGASCAR	MDG	2.0
32	MALI	MLI	2.0
2	ANGOLA	AGO	1.8
25	GUINEA-BISSAU	GNB	1.6
45	SIERRA LEONE	SLE	1.6
6	BURUNDI	BDI	1.4
7	CAMEROON	CMR	1.4
11	COMOROS	COM	1.4
12	CONGO	COG	1.4
22	GAMBIA	GMB	1.4
28	LIBERIA	LBR	1.3
10	CHAD	TCD	1.2
33	MAURITANIA	MRT	1.2
8	CAPE VERDE ISLANDS	CPV	1.0
24	GUINEA	GIN	1.0
21	GABON	GAB	0.8
42	SAO TOME AND PRINCIPE	STP	0.8
15	DJIBOUTI	DJI	0.6
46	SOMALIA	SOM	0.5
9	CENTRAL AFRICAN REPUBLIC	CAF	0.4
40	SAHRAWI REPUBLIC	ESH	0.3
17	EQUATORIAL GUINEA	GNQ	0.0

Table 20: PAQI Index 2026 and AfCFTA Ratifiers

Of the 50 State Parties that have ratified the AfCFTA, 10% have QI facilities that meet international requirements. 52% of the State Parties have a satisfactory infrastructure for quality assurance services. However, 38% of the ratifying countries are currently unable to meet the requirements of Annex 6 or can only do so to a very limited extent. Compared to 2023, there have been some changes in the ranking, with a slight upward trend.

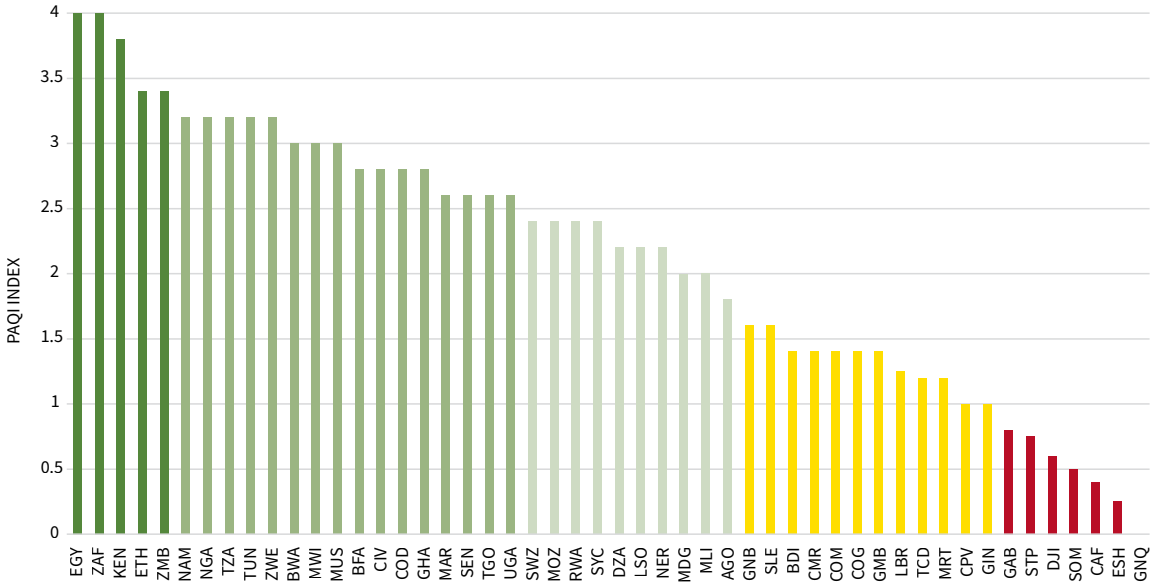

Figure 8: PAQI Index 2026 and AfCFTA Ratifiers

3.2 Technical Regulations: Advancing Regulatory Convergence

Technical regulations establish mandatory requirements that products, processes or production methods must satisfy before being placed on the market. These requirements are adopted by governments to safeguard legitimate public policy objectives, including the protection of human health and safety, animal and plant life, environmental protection, national security and the prevention of deceptive practices. They may also prescribe mandatory provisions relating to terminology, packaging, marking and labelling.

Under Annex 6 of the AfCFTA Agreement, State Parties reaffirm their commitments under the WTO Agreement on Technical Barriers to Trade while recognizing the importance of continental regulatory cooperation. Although governments retain the sovereign right to regulate in pursuit of legitimate policy objectives, Annex 6 encourages the development of technical regulations based on relevant international standards wherever appropriate and promotes the adoption of Good Regulatory Practice (GRP). These principles help ensure that technical regulations are transparent, evidence-based, proportionate and do not create unnecessary obstacles to trade.

Over the past three years, Africa has made significant progress in establishing a common framework for regulatory cooperation. One of the most important milestones has been the development of the African Continental Technical Regulations Framework (ACTReF) under the leadership of the African Quality Policy Council (AQPC). ACTReF provides a harmonized continental approach for the development, implementation, review and coordination of technical regulations across State Parties while respecting national regulatory mandates.

Building upon this continental framework, implementation has now entered the national phase through the development of National Technical Regulations Frameworks (NaTReFs). These frameworks translate ACTReF into practical national governance arrangements by strengthening coordination among regulators, improving regulatory coherence, promoting stakeholder engagement and embedding Good Regulatory Practice within national regulatory systems.

The rollout of NaTReFs has gained considerable momentum following endorsement by the 5th Meeting of the AfCFTA Sub-Committee on Technical Barriers to Trade (SC-TBT) and subsequent approval by the Committee on Trade in Goods (CTIG). Capacity-building workshops have commenced across several State Parties to support implementation, strengthen institutional coordination and promote alignment with continental and international best practices. This represents a major step towards reducing regulatory divergence across Africa and fostering greater confidence among regulators.

As implementation progresses, ACTReF and NaTReFs are expected to play a central role in facilitating regulatory convergence, improving transparency and reducing unnecessary technical barriers to trade, thereby supporting the objectives of the AfCFTA.

3.3 Conformity Assessment: Acceptance through Mutual Recognition

Conformity assessment encompasses the activities undertaken to determine whether products, services, systems, processes or persons satisfy specified requirements contained in standards or technical regulations. These activities include testing, calibration, inspection, certification, validation, verification, proficiency testing and the production of reference materials, among others.

An effective conformity assessment system is fundamental to facilitating trade. It provides governments with confidence that regulatory requirements have been met while giving manufacturers and consumers assurance regarding the quality, safety and performance of products. When conformity assessment systems operate in accordance with internationally accepted standards and are supported by competent accreditation and metrology systems, their results become credible, reliable and internationally accepted.

Historically, African exporters have often been required to undertake multiple testing, inspection and certification procedures when accessing different markets, increasing costs, delaying market entry and reducing competitiveness. Addressing this challenge has been one of the priorities under Annex 6 of the AfCFTA Agreement.

A major milestone has been the endorsement of the AfCFTA Mutual Recognition Agreement of conformity assessment results (AfCFTA MRA-G) by the Council of Ministers, providing the continental framework for acceptance of conformity assessment results from designated conformity assessment bodies recognized by participating State Parties, thereby reducing duplication of testing, inspection and certification while maintaining regulatory confidence.The framework recognizes too that the number of accredited CABs is limited and hence provides alternatives for consideration to enable all State Parties participate effectively.

With the Agreement now adopted, the AfCFTA Secretariat under the guidance of the Subcommittee on Technical Barriers to Trade will spearhead the next phase of work through the development of a comprehensive Implementation Plan and Implementation Guidelines to facilitate its effective operationalization. In line with Article 5.8 of the AfCFTA MRA-G, focused implementation of the Agreement, will commence with priority sectors identified under the AfCFTA. This phased approach will enable practical implementation, strengthen institutional readiness, and deliver early trade facilitation benefits while laying the groundwork for broader sectoral application across the continent. The implementation of the AfCFTA MRA-G is expected to strengthen trust among regulatory agencies, improve market access for African products and contribute significantly to reducing technical barriers to trade across the continent.

Together with strengthened accreditation, metrology and technical regulation systems, the AfCFTA MRA-G represents a transformative step towards creating an integrated African quality infrastructure ecosystem in which tested once, inspected once, certified once, accepted across Africa increasingly becomes a practical reality.

4. AFRICA QUALITY POLICY AND NATIONAL QUALITY POLICIES

The Africa Quality Policy (AQP) was first envisaged in the Treaty establishing the African Economic Community in 1991. The AQP was developed jointly by the PAQI institutions, the Member States and the Regional Economic Communities (REC) of the African Union (AU) through a comprehensive consultative process and was approved on 3 September 2021 by the Specialised Technical Committee of AU Ministers responsible for Trade, Industry and Minerals (STC-TIM). The AQP was adopted by the AU-Summit in February 2022. With the establishment of the Africa Quality Policy Council (AQPC), the AQP has been institutionally established since 2023. The AQPC meets at least twice a year and is chaired by the AU Commissioner for Economic Development, Trade, Tourism, Industry and Minerals.

The AQP is the AU's primary instrument for modernising and consolidating the continental QI. It outlines the various functions of the QI and demonstrates how these are fulfilled at the national, REC and continental levels, with the aim of establishing an effective QI that can serve both African as well and international needs. Although the AU does not enforce measures at the national at regional levels, it has the political mandate and authority to lead the continent towards sustainable development. The AU's role in setting and implementing the AQP can therefore be seen as providing leadership and direction in QP and QI matters at the continental level, while relying on Member States and RECs' QI institutions to achieve the objectives of the AQP. The AQPC is mandated to provide this leadership role on behalf of the AU in order to monitor the implementation of the AQP, verify its effectiveness and take corrective action where necessary.

National Quality Policies (NQPs) on the other hand, are a means of developing and maintaining an efficient and effective QI system at national level. NQPs rely on a comprehensive approach, in consultation with all stakeholders, to determine the level of QI service a country needs. This process is relatively new with the definitions of QI and NQP only being agreed upon around 2016.

At the request of the AQPC, guidelines were developed to provide AU Member States with guidance on aligning their respective NQPs with the AQP. The goal of this alignment is to ensure that quality policies operate as an integral system across the continent in order to achieve quality objectives.

There is no obligation to have a formal NQP. Countries such as Mauritius, South Africa or Tunisia operate a QI system that complies with the AQP guidelines without having adopted an NQP. Table 21 provides an overview of the status of the NQPs in Africa, though it does not assess the extent to which they already comply with the AQP requirements. Nevertheless, 64% of AU Member States have an NQP, although these vary considerably. Most of these NQPs still need to be checked for consistency with the AQP and adjusted as necessary. In some countries, this process is currently underway, and in a few has already been completed.

COUNTRY	ISO Code	not existing or unknown	under development / adaptation	finalized but not yet approved	existing[1]
ALGERIA	DZA				
ANGOLA	AGO				
BENIN	BEN				
BOTSWANA	BWA				
BURKINA FASO	BFA				
BURUNDI	BDI				
CAMEROON	CMR				
CAPE VERDE ISLANDS	CPV				
CENTRAL AFRICAN REPUBLIC	CAF				
CHAD	TCD				
COMOROS	COM				
CONGO	COG				
CÔTE D'IVOIRE	CIV				
DEM. REPUBLIC OF THE CONGO	COD				
DJIBOUTI	DJI				
EGYPT	EGY				
EQUATORIAL GUINEA	GNQ				
ERITREA	ERI				
ESWATINI	SWZ				
ETHIOPIA	ETH				
GABON	GAB				
GAMBIA	GMB				
GHANA	GHA				
GUINEA	GIN				
GUINEA-BISSAU	GNB				
KENYA	KEN				
LESOTHO	LSO				
LIBERIA	LBR				
LIBYA	LBY				
MADAGASCAR	MDG				
MALAWI	MWI				
MALI	MLI				
MAURITANIA	MRT				
MAURITIUS	MUS				
MOROCCO	MAR				
MOZAMBIQUE	MOZ				
NAMIBIA	NAM				
NIGER	NER				
NIGERIA	NGA				
RWANDA	RWA				
SAHRAWI REPUBLIC	ESH				
SAO TOME AND PRINCIPE	STP				
SENEGAL	SEN				
SEYCHELLES	SYC				
SIERRA LEONE	SLE				
SOMALIA	SOM				
SOUTH AFRICA	ZAF				
SOUTH SUDAN	SSD				
SUDAN	SDN				
TANZANIA	TZA				
TOGO	TGO				
TUNISIA	TUN				
UGANDA	UGA				
ZAMBIA	ZMB				
ZIMBABWE	ZWE				
		9 16%	**8** 15%	**3** 5%	**35** 64%

Adapting to AQP

[1] Or a functioning system that complies with an NQP

Table 21: National Quality Policies (As at May 2026)

About PAQI

Establishment of PAQI

PAQI was officially inaugurated on 30th August 2013 by the Director for Trade and Industry, African Union Commission, where by members comprising of, the African Accreditation Cooperation (AFRAC), the Intra-Africa Metrology System (AFRIMETS), the African Electro technical Standardization Commission (AFSEC) and the African Organisation for Standardisation (ARSO) have formalized their cooperation as members of the Pan African Quality Infrastructure (PAQI) by signing a Memorandum of Understanding.

The 20th Conference of African Ministers of Industry (AU CAMI) recognize PAQI as the continental platform for all matters related to standardization, metrology, accreditation and conformity assessment in order to strengthen the competitiveness of Africa's goods and services and contribute towards the industrialization of the continent and its sustainability. PAQI is a key pillar for the implementation of the African Continental Free Trade Area (AfCFTA) and the Action Plan for Boosting Intra-Africa Trade (BIAT). This is particularly evident in the Africa Quality Policy.

Over the past 13 years, PAQI has expanded and consolidated its cooperation. The PAQI Joint Committee meets regularly, involves the RECs in its PAQI Forum and plays an important role in the Africa Quality Policy Council. Furthermore, PAQI is recognized by development partners as a key coordinating point of contact.

Vision

To be an efficient, effective, sustainable and internationally recognized PAQI contributing towards achievement African socioeconomic goals.

Mission

To strengthen the regional and global competitiveness of Africa's goods and services and contribute towards an improved quality of life for the African people through prudent use of standards, measurements, conformity assessment and accreditation.

AFRAC
AFRICAN ACCREDITATION COOPERATION

The African Accreditation Cooperation (AFRAC)

AFRIMETS
Intra-Africa Metrology System
Système Intra-Africain de Métrologie

The Intra-Africa Metrology System (AFRIMETS)

AFSEC

The African Electrotechnical Standardization Commission (AFSEC)

ARSO

The African Organisation for Standardisation (ARSO)